

2009 Annual Report



District Health Department #10

Strong Communities Through Healthy People

Serving the Counties of:

Crawford, Kalkaska, Lake, Manistee, Mason, Mecosta,
Missaukee, Newaygo, Oceana, and Wexford

Total Population: 260,696

**Mission: To promote and enhance the health of
all individuals through education, prevention,
intervention, and protection of the environment.**

Dear Residents,

On behalf of the District Health Department #10 Board of Health and staff, I am pleased to share with you a summary of accomplishments for the 2008-09 fiscal year. The demand for public health services increased over the year due to the decline in economic conditions faced by our residents. Staff have been diligent in their efforts to assure residents have access to quality and timely public health services. To accomplish this, caseloads have been expanded, hours have been extended for clinic services, and/or additional clinics added to meet the needs of our communities.



Public health preparedness was tested in the spring and fall as local health departments were the epicenter for the H1N1 response. I am proud of the DHD#10 staff response; all worked together to provide education, mitigation, vaccination and surveillance. Private providers and other emergency response personnel collaborated with the department in this response. A job well done by all involved.

DHD#10 was awarded a grant from the Multi-State Learning Collaborative to work on quality improvement. Employees from several different disciplines volunteered to participate on a team to learn and test quality improvement strategies. This grant provided hands-on learning opportunities which will be applied in other settings in the health district. The completion of this project will provide the foundation for continued quality improvement activities aimed at improving public health programs to benefit our residents.

The department continues to be challenged by unfunded mandates from the State for core public health services that include: Hearing and Vision Screening, Communicable Disease Control, Immunization, Sexually Transmitted Disease Investigation, Food Protection, Water Protection, and On-Site Sewage Management. These basic public health services have resulted in improved health status and environmental protection over the past fifty years. The Public Health Code states these services will be cost shared between the State and Local Boards of Health at a 50-50 partnership; currently the State is covering approximately only 33% of their share. These core public health services, which prevent the spread of disease and provide early identification of health problems, are now in jeopardy. The Board of Health has aggressively advocated with our legislators for the State to follow through with funding for mandated services.

The above challenges, along with maintaining program performance in all programs administered by DHD#10, were completed by a dedicated and highly trained public health staff committed to customer service and program quality. In closing, the public health challenges are great in each of the ten counties. The department will continue to strive to meet those challenges through collaboration with community partners to strengthen what can be accomplished.

Sincerely,

Linda VanGills

Linda VanGills, MA
Health Officer

2009 Board of Health

Crawford County
Shelley Pinkelman
Kathy Rogers

Kalkaska County
Alan McCullen, Chair
Carroll Sexton

Lake County
Nicolette McClure
Rick Delamater

Manistee County
Jim Krolczyk
Ken Hilliard

Mason County
Robert Genson
Jerome Rybicki

Mecosta County
Ray Steinke
Art Adleman

Missaukee County
Hubert Zuiderveen
Susan Rogers

Newaygo County
Stanley Nieboer
Simon (Sam) Scholtens

Oceana County
Larry VanSickle
Evelyn Kolbe

Wexford County
Mike Stump
Jerry Bullock



**Our Vision:
Strong Communities through Healthy People**



Public Health
Prevent. Promote. Protect.

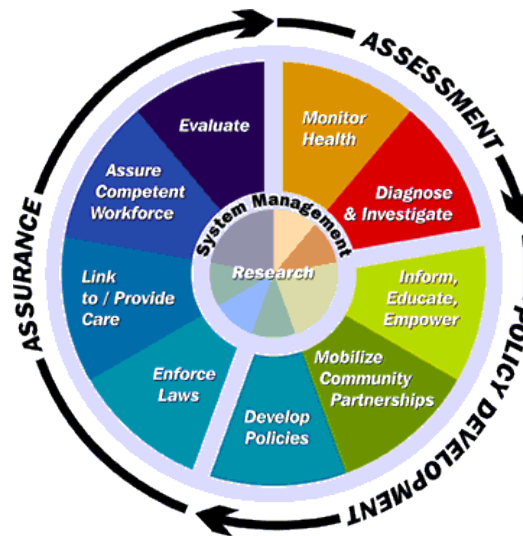
Core Functions and Essential Services

Ten Essential Services

The Michigan Public Health Code (PA 368 of 1978, as amended) defines a set of basic health protection services to be provided by the local health department. These include public health emergency response activities, as well as certain programs known as Local Public Health Operations:

- Immunizations
- Infectious/communicable disease control
- Sexually transmitted disease control
- Hearing screening
- Vision screening
- Public/private sewer
- Food protection
- Public/private water supply

Various other programs are provided based on specific community needs. In the course of fulfilling our mission, DHD#10 utilizes the three *Core Functions* of Public Health: **Assessment** of community health status, **Policy Development** promoting scientific decision-making, and **Assurance** of services to achieve health goals. Within these broad functions, *Ten Essential Services* are performed to accomplish the Core Functions.



- Monitor
- Diagnose
- Inform
- Mobilize
- Policies
- Enforce
- Services
- Competent Workforce
- Evaluate
- Research

Emergency Preparedness and Response



In 2009, DHD#10 again received funding from the Michigan Department of Community Health and the Centers for Disease Control and Prevention to enhance emergency preparedness and response to public health hazards including pandemic influenza. As a result, we continue to work with our local partners in emergency management, law enforcement, health care, schools, and human service organizations to assure our communities are ready to respond to a variety of public health challenges.

Throughout the year, DHD#10 emergency response staff spent a majority of their time assisting with H1N1 activity. A few of those activities included facilitating internal and external planning meetings, developing and distributing information to our response partners and the general public, assisting with the vaccine distribution system for our ten county jurisdiction, and participating in school based, workplace, and health department office vaccination clinics.

(See page 11 for more specifics on H1N1)

Administrative Services Division

Administrative Services comprises the financial management, accounting, billing, information systems, and office support staff. Duties include complying with budgeting requirements and reporting to the various local, state, and federal agencies that provide financial resources to the agency.



Christine Lopez, MBA
Administrative Services Director

State Funding
County Appropriations & Space
Fees and Collections
Medicare/Medicaid
Local Public Health Operations
Miscellaneous
Cigarette Tax
Total Revenues

Wages
Fringes
Travel
Supplies
Contractual
Communications
Capital Outlay
Other
Total Expenditures

Increase in Fund Balance

Finances		FY08	FY09
6,302,886	5,627,300		
2,744,494	2,783,745		
1,314,694	1,549,152		
2,921,768	2,887,840		
1,343,135	1,292,357		
969,346	729,987		
86,950	61,942		
15,683,273	14,932,323		
6,645,308	6,917,928		
3,252,224	3,162,015		
400,863	443,298		
3,235,112	1,593,057		
572,089	1,030,806		
73,266	65,655		
47,425	167,130		
1,447,698	1,447,531		
15,673,985	14,827,420		
9,288	104,903		

Public Health Work Force

The Human Resource Division strives to employ and maintain a competent work force through consistent administration and application of the agency's personnel policies. Duties include enforcement of agency personnel policies, employee benefits, and compliance with federal and state labor laws.



Service Awards

5 Years	Diane Griswold, Michelle Hill, Tina Ide, Barbara Thompson
10 Years	Dawn Fisher, Karen Ripke, Carol Weiden
15 Years	Katy Bies, Kevin Hughes, Pam Howe-Perry, Bryan Prielipp, Kim Rendon, Jackie Sullivan, Rajani Thapa, Connie Veverica, Tina Wiegand, Dawn Zuniga
20 Years	Deb Gullekson, Lucie Moon, Jeanne Schnitker, Joni Sholtey, Marc Soles, Roseann Terryn
25 Years	Sarah Oleniczak, Anita Speese
30 Years	Kelly Blower, Dick Courson, Glory Giles, Steven Marks

DHD#10 employs a vast work force of Registered Nurses, Health Educators, Environmental Health Sanitarians, Social Workers, Dietitians, Case Managers, Support Staff, Paraprofessionals, Clinic Technicians, Computer Technicians, Accounting Staff, Administrative Assistants, and Human Resources Staff. Of our 171 employees, 127 are full-time, 21 are part-time, and 23 work contractually.

We value and appreciate the dedication and longevity of our staff. The average length of service is 12.7 years, with 26% having 20 or more years at DHD#10.

Becky Gaines, MBA
Human Resource Director

Medical Director's Report

Dear District Health Department #10 Residents and Public Health Partners,

The year of 2009 found District Health Department #10 with several challenges to provide quality public health services in the health jurisdiction in this time of economic downturn. The staff met the challenges, will continue to monitor community health indicators, and will strive to improve the health indicators of our communities.

One such challenge included the investigation of a human rabies case, the first in Michigan since 1983. Staff performed extraordinarily well to evaluate the situation and arrange for post exposure prophylaxis for those with potential exposure.

The staff continues to provide great family planning services, fight infectious disease, immunize our residents, provide environmental health services, address chronic diseases and provide health education to the community.

The response team tested many of their emergency preparedness plans as staff responded to the novel H1N1 virus. Following the lead of the CDC and Michigan Department of Community Health, staff provided education to health care professionals, community leaders, public service employees, schools and the communities at large. The staff provided those groups with the coordination of access to anti-viral medicines and vaccinations against this new health threat. We will continue to meet the public health needs of our communities and provide the same friendly and competent services you expect from District #10 personnel.

I will continue to work with the community to provide core public health services and planning centering around preventing diseases from infecting others, promoting healthy behaviors, and protecting people from emerging public health threats. The public health challenges are great in Michigan. It is essential that a renewed emphasis be placed upon promoting healthy behaviors and outcomes for our residents as we move forward in this new decade.



Sincerely,
Dr. James Wilson

The Medical Director provides general medical oversight of Health Department programs, and provides consultation to local health care providers regarding infectious diseases and other health issues.

Top Ten Communicable Diseases, 2006-09

Program/ Services	FY 2008-09	FY 2007-08	FY 2006-07
Flu like diseases	5,886	5,427	8,867
Head lice	1,175	1,058	1,427
Strep throat	865	807	1,286
Chlamydia	452	418	387
Hepatitis C (chronic)	132	150	110
Chicken pox (Varicella)	38	119	174
Campylobacter	32	31	31
Pertussis	27	3	7
Gonorrhea	26	31	41
Salmonellosis	23	27	25

Flu-like disease continues to be the most common of the communicable diseases. With the new H1N1 strain, numbers increased. Increasing immunization rates will hopefully see the flu-like disease numbers decrease in the next year.

Head lice and strep throat continue to be an issue.

Chlamydia is our number one Sexually Transmitted Disease (STD), not only in DHD#10, but statewide. This will probably continue to be the number one STD in the future.

Occurrence of chicken pox can be attributed to break through cases in vaccinated children and gaps in vaccination rates for older children.

Campylobacter has remained constant for the last three years.

Pertussis has increased dramatically in the past year. Our jurisdiction parallels the state's situation. Michigan increased 256% in 2009. We will continue to see clusters of pertussis outbreaks. This is another example of the vaccines working but not remaining effective throughout our lifespan. Booster doses are now recommended.

Gonorrhea has been steadily and slowly declining.

Salmonella remains consistent year to year. There were no proven outbreaks in District Health Department #10, just individual cases. We had one case linked to the nationwide peanut butter outbreak.

Environmental Health Division



The Environmental Health Division monitors and protects the public's food, air, and water through community inspection, education, and enforcement of environmental rules and laws.

Environmental Health experienced many challenges in 2009; most of them related to the decline in the economy and the collapse of the housing market. Although this has resulted in some work area reassignments, our response time for services has not declined.

On the positive side, the agency began a Point-of-Sale program in Kalkaska and Manistee counties which required an inspection of the well and septic system whenever property ownership is transferred. Also, the agency hosted several food manager training programs to ensure adequate knowledge concerning food safety. And during our beach monitoring along Lake Michigan, the water quality was the best since we began sampling five years ago.

Tom Reichard, RS, MPA
Environmental Health Director



The **Water Supply Program** helps maintain the quality and safety of our water by providing inspections and issuance of permits for well construction and by assuring proper capping of abandoned wells to prevent contamination.

Water Supply Program	Well Permits	Well Inspections	Type II Sanitary Surveys
District Totals	1,373	401	196

The **On-Site Sewage Program** aims to prevent contamination of soil and water by disease-causing organisms found in human waste by ensuring proper disposal of sewage and wastewater. Activities include soil surveys and septic system inspections.

On-Site Sewage	Septic Permits	Denied Permits	Final Inspections	Mortgage Evaluations	Building Permit Approvals	Soil Evaluations
District Totals	1,267	5	1,112	200	295	62



The **Food Safety Program** works to reduce the incidence of food-borne illnesses through regular inspection of food establishments, training of food handlers, and investigation of illness reports. This includes licensing of temporary food operations at fairs and special events.



Food Safety	Fixed Food Establishment Inspections	Temporary Food Establishment Inspections	Food-Borne Illness Investigations
District Totals	2,069	633	41

Community Health and Safety addresses various other environmental factors that may have adverse health effects in order to help assure a safe and healthy place to live, work, and play.

Community Health and Safety	Campground Inspections	Swimming Pool Inspections	DHS Inspections	Complaint Investigations
District Totals	268	179	261	320



Personal Health Division

The Personal Health Division provides preventive health services to individuals and families in clinics, homes, schools, and other community settings. Service areas include communicable disease control, immunizations, and maternal-child health programs.

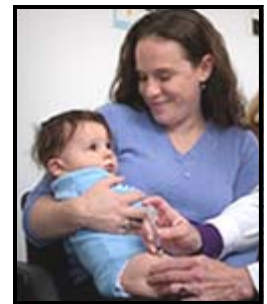


There were many highlights in the Personal Health Division: H1N1 was the focus of many activities including clinics, follow up on reported cases, coordination of distribution of anti-virals, collaboration with private providers, and community education.

This year there was an increase in Children's Special Health Care Funding, an expansion of Parents As Teachers visits including Oceana County ISD, the receipt of the Great Parents, Great Start grant in Mecosta County for maternal child visits, an increase of 3640 visits for Maternal Infant Health Program, and we celebrated the 60th anniversary of providing hearing and vision screening to preschool and school age children.

Joan Wise, RN, BS
Personal Health Director

Immunizations are provided at no or low cost to both children and adults in an effort to reduce vaccine-preventable diseases. Clinics are held by appointment and staff work closely with local healthcare providers to assure adequate immunization levels in our communities.



Immunizations	Childhood Vaccines Administered	Influenza Vaccines Administered	Vaccines Distributed To Healthcare Providers
District Totals	14,892	17,923	17,234

Communicable Disease Control Services focuses on investigation, diagnosis, treatment, education, and preventing the spread of infection. Over 77 different communicable diseases are required to be reported to DHD#10.



Comm. Disease Control	Total CD Services	TB Tests	TB Prophylaxis Clients	Sexually Transmitted Infection Services	HIV Tests	Head Lice Checks	Animal Bites
District Totals	2,894	1,787	90	1,136	179	269	622

Hearing & Vision Screening is provided to preschool and elementary-aged children in an effort to identify sensory deficits at an early age. When indicated, provider follow-up referrals for diagnosis and treatment are initiated.



Hearing & Vision Screening	Preschool Hearing Tests	School-Age Hearing Tests	Preschool Vision Tests	School-Age Vision Tests
District Totals	3,549	8,441	3,188	15,108



Maternal & Child Health works to improve the social, nutritional, and physical health of pregnant women, new mothers, infants, and children. Services are provided in the home, office, or community, and include needs assessment, case management, childbirth/parenting education, social support, and transportation assistance.

Maternal & Child Health	Maternal Infant Health Program: Maternal Visits	Maternal Infant Health Program: Infant Visits	Maternal Child Local Grant Services	Children's Special Health Care Services
District Totals	6,755	8,842	2,461	2,941

Women, Infants, and Children (WIC)

WIC provides supplemental food and nutrition education for pregnant, postpartum, and breastfeeding women, and children up to the age of 5 years. Health screening and blood lead testing are included. There is an emphasis on the health benefits of breastfeeding. Project Fresh offers locally grown fresh produce to eligible participants.



WIC	Average Monthly Resident Caseload	Average Monthly Migrant Caseload	% Enrollees Returning For Service	Breastfeeding Initiation Rate	Project Fresh Coupons	Blood Lead Tests
District Totals	9,280	670	88%	60%	1,832	1,022



The WIC Division highlights include the successful implementation/transition to the Michigan WIC Bridge Card, a new web based WIC computer system, and New Food Packages which expanded the food benefits to include monthly cash value for fresh fruit and vegetables, whole grain breads and tortillas, and baby foods. The Michigan Department of Community Health increased the DHD#10 WIC caseload which extended services to an additional 434 clients every month. In addition, H1N1 clinics and WIC services were coordinated to provide increased service for clients. In cooperation with MSU Extension, the Breastfeeding Peer Counselor program was expanded into Crawford and Manistee counties and is now available in eight of our ten counties.

Anne Bianchi, MS, RD
WIC Director

District Health Department #10 receives 2009 MDCH Directors' Award to Local Public Health (first runner-up)

Our WIC and Maternal Child Health Staff were recognized at Michigan's Premier Public Health Conference in Traverse City for their innovative Breastfeeding Promotion and community collaboration efforts. Pictured (from left to right) is Alan McCullen, DHD#10 Board of Health Chair (Kalkaska); Anne Bianchi, WIC Director; Linda VanGills, Health Officer; Evelyn Kolbe, Board of Health member (Oceana); and Nicolette McClure, Board of Health member (Lake).




Advocacy & Access to Care

Through advocacy efforts, improvements in access to care links people with the resources and services they need to be successful at achieving and maintaining health. The Tencon Health Plan, Dental Clinics North and the Michigan Community Dental Clinics are DHD#10 partnership programs that provide increased access to medical and dental care by those in greatest need in our communities. Application assistance for state health care programs such as Healthy Kids, MICHild, Medicaid and PlanFirst is available at each of our ten offices.

Tencon Health Plan

Tencon, a health coverage plan for uninsured residents in our 10 counties, provides basic primary care services to eligible adults through participating providers. Contact any DHD#10 office for application information.



Advocacy and Access to Care	District Totals
Tencon Plan A Enrollment	2,080
Tencon Plan B Enrollment	2,678
Tencon Plan D Enrollment	146
Dental Clinics	14,727

Michigan Community Dental Clinics

Michigan Community Dental Clinics is a not-for-profit organization that administers dental clinics on behalf of DHD#10. There are 16 locations statewide, locally in Big Rapids, Cadillac, Hart, and Manistee.



Health Promotion Division



The Health Promotion Division provides various services including: health risk assessment, risk reduction and health intervention services targeting a variety of public health issues and are available through a number of public health venues to best meet the needs of the community.

Youth Programming



Youth programming aimed at supporting healthier choices includes the following selected programs. Girls on the Run focuses on increasing physical activity levels and healthy lifestyle habits among young girls. Over 1,000 girls participated from eight of the ten counties. The youth tobacco reduction program educated tobacco vendors to reduce tobacco sales to minors. Planning for implementing a Teen Pregnancy Prevention Initiative in Oceana and Wexford counties was initiated. In addition, a planning grant to develop a comprehensive needs assessment for a school based Adolescent Health Center within the Cadillac school campus was implemented (the grant was since funded for spring 2010 start).

Sarah Oleniczak MPH, CHES
Health Promotion Director

Family Health

The Breast and Cervical Cancer Screening Program provides cancer screening to uninsured and under insured women. As part of this program, partnerships with local mammography facilities and healthcare providers are in place to provide comprehensive screening and diagnostic services locally. If cancer is detected through the program, women are enrolled in the Medicaid Treatment Act to cover their treatment specific to breast and cervical cancers. In addition, a heart health screening component is available through the BCCCP program called WISEWOMAN. It provides cardiovascular risk assessment, risk reduction counseling and lifestyle modification follow-up. Additional Family Health Programs include a Colorectal Cancer Screening program and Family Planning clinical, contraceptive and educational services.

Family Health Programs	Breast & Cervical Cancer Control Program Women Served	Wise Woman Screenings	Colorectal Cancer Screening # Served	Family Planning Participants	HIV/AIDS Support Services
District Totals	2,308	1,133	450	3,325	4,560

Chronic Disease Prevention

In 2009, District Health Department #10 continued to expand the Building Healthy Communities project, focusing on reducing the impact of and risks associated with cardiovascular disease through the implementation of policy and environmental changes. Healthy eating, physical activity, and tobacco free lifestyles were promoted. In addition, services focused on providing health screenings, health risk appraisal, and lifestyle modification to help clients become more aware of their health status and their role as a health care consumer.

Chronic Disease Prevention	Girls on the Run/ Girls on Track Participants	Tobacco Coalition Participants	Worksite Wellness Consultation Participants	Tencon Chronic Disease Screening Participants	Radon Test Kits	General Health Ed Participants
District Totals	1,000	150	349	854	1,373	1,204

Building Healthy Communities Projects



Community gardens



Grocery store initiatives to promote healthy eating



Safe Routes to School



Trail enhancement and promotion

Community Health Indicators

Community Health Indicators are used to measure health status. Following are summaries of select indicators that create a snapshot of some of the health factors affecting the residents of the ten counties in DHD#10. State of Michigan and U.S. data are also provided as a comparison.

	Total population	Birth rate (per 1000 specific population)	Death rate (per 100,000 age specific population)	Median household income	% Poverty: all ages	% Poverty: under age 18	% Poverty: age 5-17 in families	% of Medicaid covered births	Teen Pregnancy Rate (per 1000 specific population)
Michigan	10,003,422	12.4	8.5	\$48,606	14.4%	19.3%	17.8%	41.3%	54.0
Crawford	14,463	8.5	9.9	\$37,396	17.8%	29.9%	24.7%	61.3%	57.2
Kalkaska	17,066	13.6	9.3	\$40,618	15.0%	25.4%	22.3%	63.7%	82.0
Lake	11,014	10.1	12.5	\$31,658	20.1%	36.0%	33.9%	59.3%	72.8
Manistee	24,640	9.2	10.7	\$38,076	13.6%	21.2%	18.9%	50.4%	75.6
Mason	28,782	10.9	10.5	\$40,858	15.7%	23.9%	22.6%	54.1%	56.3
Mecosta	41,562	10.3	8.0	\$37,888	20.9%	29.0%	23.9%	45.7%	29.6
Missaukee	15,001	12.0	9.1	\$40,037	14.6%	22.8%	20.8%	56.1%	73.1
Newaygo	48,897	14.0	8.3	\$44,157	16.2%	23.0%	19.2%	50.1%	69.8
Oceana	27,598	14.0	8.2	\$40,872	18.8%	29.7%	27.5%	61.3%	84.9
Wexford	31,673	14.1	9.4	\$41,264	15.2%	23.9%	22.6%	53.7%	63.7
Source	US Census Bureau, 2008	MDCH, 2007	MDCH, 2007	US Census Bureau, 2008	US Census Bureau, 2008	US Census Bureau, 2008	US Census Bureau, 2008	MDCH, 2007	MDCH, 2007

Leading Causes of Death

Rank MI	Cause of Death	Number of Deaths			Rate of Deaths per 100,000		
		DHD #10	MI	US	DHD #10	MI	US
1	Heart Disease	649	24,258	631,636	247.5	240.9	211.0
2	Cancer	617	20,060	559,888	235.3	199.2	187.0
3	Stroke	138	4,638	137,119	52.6	46.0	45.8
4	Chronic Lower Respiratory Diseases	180	4,616	124,583	68.6	45.8	41.6
5	Unintentional Injuries	111	3,714	121,599	42.3	36.9	40.6
6	Diabetes Mellitus	91	2,825	72,449	34.7	28.0	24.2
7	Alzheimer's Disease	101	2,430	72,432	38.5	24.1	24.2
8	Pneumonia/Influenza	48	1,633	56,326	18.3	16.2	18.8
9	Kidney Disease	41	1,611	45,344	15.6	16.0	15.1
10	Intentional Self-harm (Suicide)	33	1,123	33,300	12.6	11.1	11.1
Subtotal		2,009	66,908	1,854,696	766.0	664.3	619.5
	All Other Causes	460	19,734	571,588	175.4	195.9	190.9
Total		2,469	86,642	2,426,284	941.4	860.2	810.4

Source: Michigan Department of Community Health, 2007

H1N1 Response

District Health Department #10 is prepared for the challenges in the changing world of emerging public health threats. During 2009, the H1N1 virus was no exception. The emergency response team was brought together early in the spring of 2009 when the health jurisdiction had seven confirmed cases of H1N1. In May, the department received a shipment of anti-virals and masks from the Strategic National Stockpile. The response team continued to meet throughout the summer to plan for H1N1 vaccinations in the fall. The team determined the receiving and distribution system for getting vaccine to all our county offices, as well as to private provider sites. We also determined that extra staff would be needed and determined the types of clinics we would provide including first responder, school, and health department clinics.

The goal was to ensure strong relationships and build effective communications with local partners during this pandemic. Regular meetings and teleconferences were scheduled with regional partners including hospitals, emergency management, media, and schools to provide updates and plan for the unfolding event. In efforts to reach individuals within the high risk groups, many of our local private providers agreed to vaccinate their own clients - a third of the vaccine administered was given by private providers.



Additional staff were required. Several retired DHD#10 nurses and many contractual nurses assisted with vaccinations. Numerous community volunteers helping patients fill out forms and facilitating clinic flow provided the needed help to keep clinics moving. DHD #10 successfully administered over 24,743 H1N1 vaccinations to first responders, school children and local community members. The health jurisdiction ended up with 10,427 H1N1 cases reported in the Michigan Disease Surveillance System, including cases reported from schools to local health departments. By the end of December, 36 individuals were hospitalized as the result of H1N1 complications and there was one death in Oceana County from H1N1 complications.

The H1N1 response evolved and changed over the year but through continued collaboration with the county emergency managers, the eight hospitals, numerous private providers and many other community partners, timely vaccination services and mass community education provided for an effective and efficient response during this pandemic.

2009 H1N1 Vaccinations (through 12/31/09)				
County	1st Responder Clinics	School Clinics	Health Department Clinics	Total
Crawford	90	320	1,271	1,681
Kalkaska	71	202	1,330	1,603
Lake	120	62	501	683
Manistee	238	831	1,351	2,420
Mason	130	918	2,056	3,104
Mecosta	208	705	2,685	3,598
Missaukee	72	490	1,683	2,245
Newaygo	222	968	2,475	3,665
Oceana	91	650	2,033	2,774
Wexford	268	981	1,721	2,970
Total	1,510	6,127	17,106	24,743

Health Department Services by County

These pages provide specific service data by county for major DHD#10 program areas. Information is not included on all programs and services offered.

Local Public Health Operations (LPHO)

Local Public Health Operations (LPHO) include eight fundamental public health services and are mandated in Part 24 of the Public Health Code, Public Act 368 of 1978. These services account for a large portion of the reduction of morbidity and mortality rates over the last fifty years. Services are provided under an agreement with the Michigan Department of Community Health. The Public Health Code states these programs will be cost shared between the state and local boards of health. The present funding distribution is 77% local funds and 33% state funding. The State only fulfilled their commitment one year since the passage of the Public Health Code.

	Crawford	Kalkaska	Lake	Manistee	Mason	Mecosta	Missaukee	Newaygo	Oceana	Wexford
Onsite Sewage										
# septic permits/evaluations	82	98	120	137	121	177	69	177	169	117
# denied permits	0	0	0	1	1	0	0	3	0	0
# final inspections	51	102	107	118	102	172	56	163	151	90
# septic failures	68	45	5	42	47	62	26	71	44	26
Water Program										
# well permits	90	90	128	136	154	173	101	201	169	131
# well inspections	46	24	78	49	63	34	11	26	37	33
Food Service										
# food operation inspections	106	110	117	202	292	359	85	284	194	320
# temp food booth inspections	30	18	57	50	93	117	28	50	111	79
# reported foodborne illness	2	4	2	6	8	14	1	6	3	10
Immunization (compliance ages 19-35 months)										
# vaccines given	1,624	1,211	456	2,024	2,461	1,977	1,053	1,003	1,073	2,010
# vaccines distributed to private providers	404	840	1,130	2,540	5,056	2,070	0	1,108	1,771	2,315
# influenza vaccine given	950	1,675	895	2,454	2,646	1,925	1,236	1,632	2,238	2,272
Hearing Program										
# preschool hearing screenings	170	387	71	138	360	395	270	210	680	868
# school hearing screenings	277	331	31	829	1,146	1,278	358	2,108	1,134	949
Vision Program										
# preschool vision screenings	131	284	60	133	338	192	185	485	766	614
# school vision screenings	639	822	155	1,309	1,571	1,834	900	4,105	1,775	1,998
Communicable Disease										
# TB skin tests given	69	108	58	310	318	235	104	182	174	229
#TB patients on prophylaxis	3	6	0	12	4	5	0	3	54	3
STD Services										
	149	24	347	28	2	246	58	162	9	111

Environmental Health Services

Environmental Health Services operate under the DHD#10 Sanitary Code and are administered in each county by environmental health staff.

	Crawford	Kalkaska	Lake	Manistee	Mason	Mecosta	Missaukee	Newaygo	Oceana	Wexford
Soil evaluations	0	1	1	10	4	7	7	9	3	20
Mortgage evaluations	0	11	0	41	2	19	0	98	28	1
Building permit approval	20	59	19	7	26	43	8	55	64	12
Complaints (all)	17	19	11	20	46	42	7	69	34	55
DHS inspections	17	28	9	16	14	40	20	38	35	44
Food manager class attendance (2008-09)	1	2	12	7	10	20	5	11	8	8
Campground inspections	31	10	32	26	35	24	12	36	37	25
Swimming pool inspections	6	8	3	25	53	20	0	11	35	18
Type II sanitary surveys	24	9	16	13	12	35	6	22	28	31
Tanning inspections	0	0	5	3	3	8	4	4	7	11
Total animal bites	47	45	24	61	48	120	22	93	72	90
Total positive rabies	0	0	0	0	0	0	0	0	1	0

Personal Health Services

Personal health services are provided by public health nurses, social workers, dietitians, hearing and vision technicians and support staff. Division staff collaborate with many community partners to promote healthy outcomes. The department has a strong Maternal and Child Health Program aimed at improving birth outcomes and promoting healthy outcomes for infants.

	Crawford	Kalkaska	Lake	Manistee	Mason	Mecosta	Missaukee	Newaygo	Oceana	Wexford
# Communicable Disease services	534	122	69	341	120	529	171	266	132	610
# HIV tests	10	7	0	22	19	42	21	19	7	32
# Head Lice checks	24	32	4	16	19	9	26	13	4	122
# Children on CSHCS	63	70	30	78	107	147	79	193	91	190
# Maternal & Infant Health Program clients (MIHP)	77	79	31	54	76	152	50	129	97	146
# MIHP visits	588	532	306	414	629	1,124	382	884	684	1,212
# Infant Support Services clients	56	50	34	61	67	149	53	99	71	139
# ISS visits	648	544	493	712	730	1,449	919	985	551	1,811

Top 10 Communicable Diseases by County

	Crawford	Kalkaska	Lake	Manistee	Mason	Mecosta	Missaukee	Newaygo	Oceana	Wexford
Flu like diseases	140	363	317	133	125	1,404	14	2,032	296	1,062
Head lice	96	97	74	37	99	302	76	166	90	138
Strep throat	64	94	32	38	44	238	62	170	24	99
Chlamydia	25	18	26	22	39	88	21	95	42	76
Hepatitis C (chronic)	13	6	7	16	28	10	4	23	11	14
Chicken Pox (Varicella)	1	2	6	5	2	11	0	3	3	5
Campylobacter	0	0	0	1	2	6	4	10	1	8
Pertussis	0	0	0	13	2	4	1	1	2	4
Gonorrhea	1	0	2	2	5	8	0	5	1	2
Salmonellosis	0	3	2	4	2	7	1	1	0	3

Women's, Infants & Children (WIC) Program

The WIC Program is staffed by dietitians, nurses, and office support who are trained to promote nutrition, promote breastfeeding, and serve as a referral resource.

WIC	Crawford	Kalkaska	Lake	Manistee	Mason	Mecosta	Missaukee	Newaygo	Oceana	Wexford
Average monthly enrollment	421	605	371	633	1,043	1,389	309	2,131	957	1,608
% return rate	91%	90%	89%	87%	91%	91%	88%	90%	89%	88%
Breast feeding initiation rate	60%	71%	48%	61%	55%	56%	61%	59%	52%	67%
# of Project FRESH coupons/ WIC Farmers Market Nutrition Program	59	71	53	91	136	153	44	481	126	195
Project FRESH coupon value	\$1,120	\$1,420	\$1,060	\$1,820	\$2,720	\$3,060	\$880	\$9,620	\$2,520	\$3,900
# children screened for blood lead	53	75	54	67	80	109	52	85	111	276

Health Care Access

The department provides assistance in linking residents to health care coverage programs. DHD#10 has a relationship with Michigan Community Dental Clinics to improve access to dental care for individuals covered by Medicaid and those who are uninsured. There are four clinics located in the health jurisdiction - Hart, Big Rapids, Cadillac and Manistee. The Tencon Health Plan provides some basic health care coverage, prescription coverage, and assistance with COBRA payments for the uninsured low income residents of the jurisdiction. Services are provided by local provider partners within the ten counties. In addition, staff provide application assistance to various Medicaid programs including MiChild, Healthy Kids, MOMS, Plan First, and Medicaid.

	Crawford	Kalkaska	Lake	Manistee	Mason	Mecosta	Missaukee	Newaygo	Oceana	Wexford
MiChild/Healthy Kids/MOMS	34	39	24	28	75	28	16	23	103	48
Tencon Plan B	241	215	163	250	295	261	157	411	289	396
Tencon Plan D	8	5	10	21	17	11	5	38	21	10
Cobra	2	3	3	5	6	6	3	13	8	18
Dental Clinic Patients	1,213	2,037	246	1,982	1,472	1,645	1,055	194	1,621	3,262
Dental Clinic Visits	3,461	5,710	654	5,416	3,690	4,662	2,596	552	4,257	8,177

Health Promotion

The health promotion division is staffed by health educators, nurses, clinicians, case managers and clerical support whose goal is to promote healthy behaviors. This is done in clinic settings, homes, the community, the media, and worksites.

	Crawford	Kalkaska	Lake	Manistee	Mason	Mecosta	Missaukee	Newaygo	Oceana	Wexford
Breast & Cervical Cancer Control Program screenings (BCCCP)	117	115	117	187	233	209	105	313	212	283
BCCCP Chronic Disease # Screenings (WISEWOMAN) # Counseling (WISEWOMAN)	60 159	43 102	54 111	81 182	103 239	115 185	55 162	191 473	131 325	156 449
Colorectal Cancer Program # Screenings # Colonoscopy screenings	34 5	24 5	34 7	63 11	48 16	55 9	13 4	64 16	61 7	54 11
Family planning participants	206	195	55	402	630	129	219	565	332	592
Girls on the Run/ Girls on Track participants	0	0	66	96	65	208	125	93	20	327
Radon test kits distributed	57	62	16	28	106	156	132	235	202	379
Tencon - Chronic Disease Screenings	59	85	41	86	79	103	36	126	98	141
Worksite health promotion participants	0	0	0	113	49	0	0	103	0	84

Community Support

The department would like to recognize partners who have provided financial resources in the past year to promote a specific public health project:

**Thank you to
our community
partners!**

0-5 Parents as Teachers Grant, Newaygo County
Dow Chemical
Early On Program: Mason, Lake, Manistee,
Crawford, Newaygo Counties
Fremont Area Community Foundation
Great Parents/Great Start, Wexford County
Great Parents/Great Start, Manistee County
Great Start Grant, Mecosta County
Great Lakes Energy People Fund
Ice Mountain
Lake County Children's Trust Fund
Lake County Community Foundation

Manistee County Community Foundation
Mason County Community Foundation
Mecosta County Community Foundation
Michigan Public Health Institute
Missaukee United Fund
NMSAS, Oceana County
Oceana County Community Foundation
Oceana County United Way
Oceana Intermediate School District
The Gerber Foundation
United Way of Mason County

DHD#10 Office Directory

Crawford County
202 Meadows Drive
Grayling, MI 49738
(989) 348-7800

Kalkaska County
625 Courthouse Drive
Kalkaska, MI 49646
(231) 258-8669

Lake County
5681 S. M-37
Baldwin, MI 49304
(231) 745-4663

Manistee County
385 Third Street
Manistee, MI 49660
(231) 723-3595

Mason County
916 Diana Street
Ludington, MI 49431
(231) 845-7381

Mecosta County
14485 Northland Drive
Big Rapids, MI 49307
(231) 592-0130

Missaukee County
6180 W. Sanborn, Ste. #1
Lake City, MI 49651
(231) 839-7167

Newaygo County
1049 Newell Street
White Cloud, MI 49349
(231) 689-7300

Oceana County
3986 N. Oceana Drive
Hart, MI 49420
(231) 873-2193

Wexford County
521 Cobbs Street
Cadillac, MI 49601
(231) 775-9942

Our Values

- Integrity
- Responsibility
- Accountability
- Customer Service
- Positive Attitude
- Communication

Visit us on the web at: www.dhd10.org



District Health Department #10
Administrative Office
3986 N Oceana Drive
Hart, MI 49420