






































Missaukee County Behavioral Risk Factor Survey Results 2015

Health Risk Behaviors			
	DHD#10	Missaukee	Compare
Obese	32.2%	35.0%	
Overweight	33.9%	36.5%	
Cigarette smoker	29.1%	25.2%	
Heavy drinker	7.7%	9.8%	
Binge drinker	16.0%	21.9%	
Fruit/vegetable <5/day	83.3%	76.9%	
No leisure time physical activity	32.6%	27.9%	

Health Status and Health Care Access			
	DHD#10	Missaukee	Compare
Fair/poor general health status	19.6%	17.4%	
Very dissatisfied/dissatisfied with life	6.0%	6.7%	
Rarely/never receive social or emotional support	6.9%	4.9%	
Poor physical health for 14 or more of past 30 days	15.1%	15.0%	
Poor mental health for 14 or more of past 30 days	12.1%	13.4%	
Activity limitation from poor health for 14 of past 30 days	10.9%	10.0%	
No health care coverage	11.1%	19.7%	
No primary care provider	17.4%	25.8%	
Had to forego care in past year due to costs	12.4%	13.7%	
Visited ER/ED two or more times in past year	13.5%	9.3%	
Confident can navigate health care system	78.7%	75.8%	

Clinical Preventive Practices			
	DHD#10	Missaukee	Compare
No routine check up in past year	19.3%	25.4%	
Have had cholesterol checked	74.4%	71.8%	
Ever had mammogram (females, 40+)	91.9%	91.9%	---
Ever had pap test	88.3%	84.7%	
Ever had PSA test (males, 50+)	70.1%	68.2%	
Ever had sigmoidoscopy or colonoscopy (50+)	74.8%	81.1%	
No dental visit in past year	30.1%	27.0%	
Flu vaccine in past year (65+)	68.7%	73.7%	
Pneumonia vaccine (65+)	67.8%	69.7%	

Chronic Conditions			
	DHD#10	Missaukee	Compare
High blood pressure	33.4%	31.9%	
High cholesterol	32.2%	39.4%	
Arthritis	31.3%	30.7%	
Lifetime asthma	16.0%	16.5%	
Current asthma	11.0%	9.8%	
Diabetes	10.2%	9.6%	
Any cardiovascular disease	10.2%	11.4%	
COPD	9.0%	10.4%	
Cancer, non-skin	6.9%	4.9%	
Heart attack	5.2%	4.7%	
Skin cancer	4.9%	4.5%	
Stroke	3.0%	1.2%	