
















Demographics			
	Michigan	Crawford	Compare
HS Education	88.9%	85.4%	
Bachelor's degree	25.9%	15.2%	
Jobless rate	7.2	8.6	
Persons below poverty – all ages	17.4%	19.7%	
Free and reduced price lunch	48.6%	58.9%	
Medicaid paid births	44.8%	64.2%	









Health Indicators			
	Michigan	Crawford	Compare
Cancer mortality rate per 100,000 (HP2020: 160.0)	178.1	180.7	
Cancer incidence rate per 100,000	479.4	470.5	
Cardiovascular disease mortality per 100,000	255.9	247.3	
Diabetes and diabetes related mortality rates per 100,000 (HP2020: 65.8)	23.7	n/a	
	76.1	84.8	
Infant mortality rate per 1,000 births (HP2020: 6.0)	6.9	**	
Low weight births (HP2020: 7.8%)	8.4%	9.7%	

HP2020=Healthy People 2020 targets

Sources: Michigan Department of Community Health; US Census Bureau; County Health Rankings; MI Department of Technology, Management and Budget; Michigan League for Public Policy; Michigan Care Improvement Registry.

\*\* too small to calculate

Access to Health Care			
	Michigan	Crawford	Compare
People per primary care physician	1,268	1,168	
People per dentist	1,522	2,802	
People per mental health provider	661	1,557	
No access to health care in past year due to cost	15.7%	n/a	

Health Behaviors and Indicators			
	Michigan	Crawford	Compare
Poor physical health in 14 of past 30 days	13.1%	n/a	
Poor mental health in 14 of past 30 days	12.7%	n/a	
Overweight	34.5%	48.0%	
Obese (HP2020: 30.6%)	31.3%	31.6%	
Fruit and vegetables 5 or more times a day	16.6%	n/a	
No leisure time physical activity	23.8%	26.9%	
Binge drinking in past month (HP2020: 24.3%)	19.2%	n/a	
Smoking (HP2020: 12.0%)	22.7%	32.0%	
Smoking during pregnancy (HP2020: 1.4%)	19.8%	51.5%	
Teen pregnancy rate per 1,000	45.0	52.7	
Childhood immunizations (19-35 months)	73.9%	79.7%	
Chlamydia rate per 100,000	455.7	**	
Diabetes	10.3%	n/a	