

# Substance Use Stigma Assessment and Response Project

Reduce Stigma Against SUDs Action Team –  
January 2023 Update



This is the work of the **Reduce Stigma Against Substance Use Disorders Action Team**, one of the 10 Northwest CHIR's Behavioral Health Initiative Action Teams. Action Teams consist of cross sector partners willing and able to take action collectively and supported by the CHIR BBO staff. Learn more about the [CHIR](#) and the [Behavioral Health Initiative](#), and stay connected by subscribing [here](#).

# Our Team

## Leader

- Donna Norkoli, DHD#10

## Staff

- Erin Oleniczak, DHD#10
- Emily Pokorski – DHD#10
- Aiden Foster-Fishman – BHI Initiative

## Team Members

- Paul Bock, Recovery Coach
- Kelly Brittain, BCBSM
- Angie Bruning, Great Start Collaborative
- Savannah Cool, Char-Em ISD
- Christina Dean, Munson Healthcare
- Corey Hebner, MSP
- Timothy Hudson
- Stacey Kaminski, NLCMH
- Shawna Shelton
- Jenny Mickelson
- Gabe Rheume, Meridian Health
- Gerry Morris, Project Unity
- Suzanne Prentice, LW Kalkaska SF
- Lauren Reed
- Nicole Schultz
- Aaron Shaner, Munson Healthcare
- Audrey Sharp
- Sharon Vreeland, CHS
- Grayson Lewis, NMSAS
- Jodi Balhorn, NMRE
- J Scholl, NORCOCMH



# The Challenge

Despite the reality that substance use disorders are associated with changes in brain circuitry, people with substance use disorders often face significant stigma for “choosing” to use. As a result, they are sometimes viewed as “bad”, “weak”, or “untrustworthy”. These public biases against people with SUDs can deter those affected from seeking help.



# Our Goal

- **Evaluate the Prevalence of Stigma Against SUDs**  
Design and implement assessment tools to measure public stigma, self-stigma, and provider stigma.
- **Design a Campaign to Change Perceptions of SUDs**  
Design and implement a communications campaign to change perceptions of SUDs.
- **End Goal: Reduce Stigma Regarding SUDs**



# Our Progress



01

## Funding

Received funding from NACCHO for a one year project to assess and address stigma against SUDs in NW MI.



02

## Develop Surveys

Developed a public stigma, self-stigma, healthcare provider, and law enforcement sigma assessment tools with the support of CDC's Dr. Yang.



03

## Distribute Survey 1

Distributed the public stigma assessment tool in September 2022.



04

## Distribute Survey 2, 3, and 4

Distributed the self-stigma assessment tool in October 2022, the Healthcare Provider survey in November 2022, and the Law Enforcement Survey in December 2022.

# Public Stigma Assessment

The Public Stigma Assessment measured the prevalence of negative preconceptions of people with substance use disorders. Upon completion of the survey, people were offered educational and community resources.

There were 1374 responses from residents in the 10-county NWCHIR.

**We need your help!**

Please take the

NORTHWEST MICHIGAN  
**Behavioral Health Initiative**



Substance Use Stigma Assessment Survey

you could win a  
**\$50** gift card  
Be one of 5 winners!

<https://survey.alchemer.com/s3/6958979/SSAR-Public-Survey>

**We want to know what you think about stigma related to substance use disorders**

The Northwest Michigan Behavioral Health Initiative seeks to understand attitudes, beliefs and knowledge around substance use disorders.

Deadline: September 12 at 5:00 pm



SCAN OR CLICK

# Demographics

All 10 counties had representation from approximately 0.5% of their U.S. Census population size

78.5% White & 9.2% Native American or Alaska Native

43% aged 25-34 years old & 29% 35-44 years old

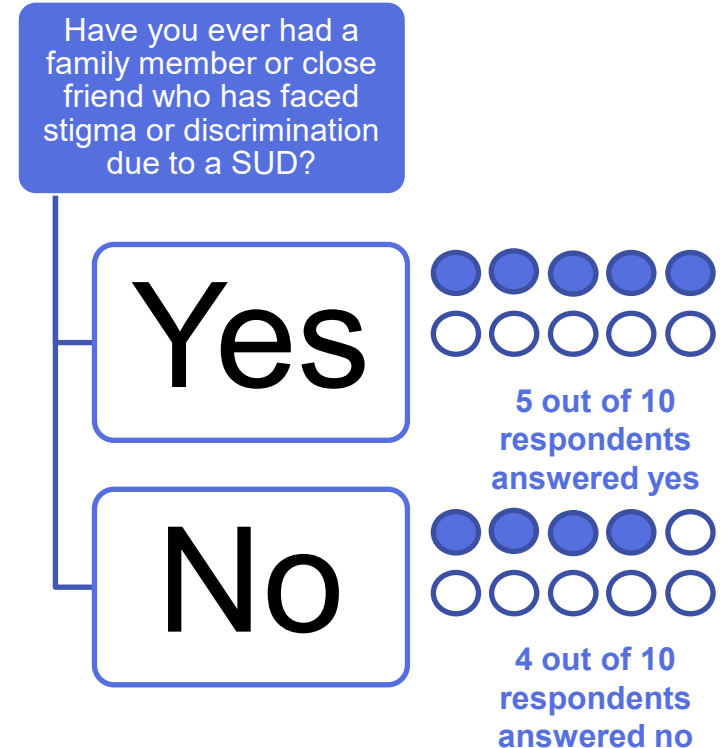
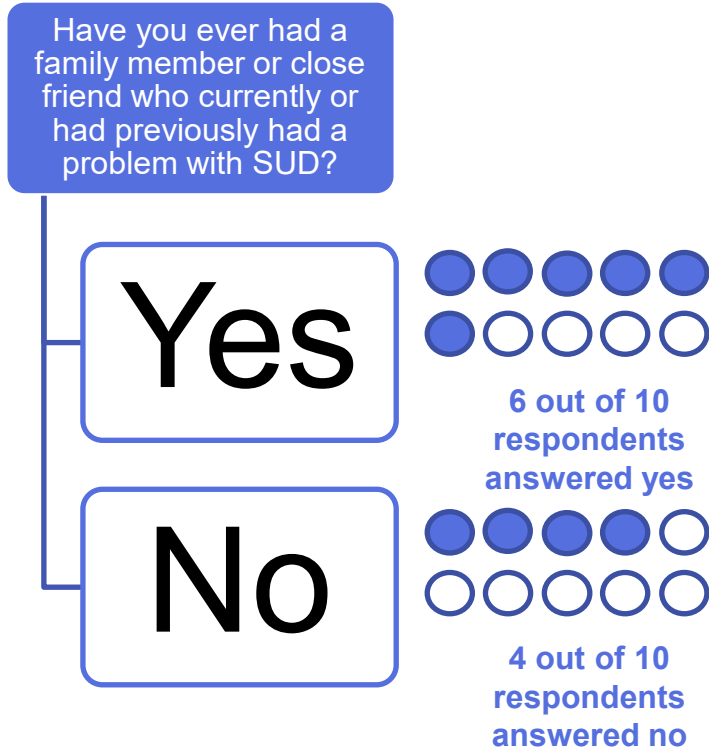
53% Females & 46% Males

33% have an income of 50K to 89K & 25% have an income of 90k to 129k

28% Bachelor's degree & 17% Associate's degree

Over 52.8% are Christian & 29.5% have no religion

# Experiences with SUDs and Discrimination



\*Maybe/Don't Know responses were excluded for this graphic



**84% of respondents agreed or strongly agreed**

**Most people** in my community **believe** that a person who uses cocaine, methamphetamine, opioids, or heroin is to blame for their own problems.

**45% of respondents agreed or strongly agreed**

**I believe** that individuals with substance use disorder only have themselves to blame for their problem.

Most people would be willing to accept someone who has been treated for substance use disorder as a close friend.

34%  
Agree

51%  
Disagree

Most people would believe that someone who has been treated for substance use disorder are trustworthy.

28.1%  
Agree

51.4%  
Disagree


Most people would hire someone who has been treated for substance use disorder to take care of their children.

22.0%  
Agree

47.9%  
Disagree


Substance use disorder  
is a chronic condition  
like diabetes mellitus

Yes



5 out of 10  
respondents agreed  
or strongly agreed


No



2 out of 10  
respondents  
disagreed or  
strongly disagreed

People with a substance use  
disorder can, with treatment,  
get well and return to  
productive lives.

Yes



7 out of 10  
respondents agreed  
or strongly agreed

No



1 out of 10  
respondents  
disagreed or  
strongly disagreed

## Background

**Rick (male), Sally (female), and John (male) are all 30 years old. All three grew up and currently live in Manistee, Michigan. Rick is a teacher at the local school. Sally works retail at the clothing store. John is a farmer at the apple orchard.**

**About a year ago, Sally and John were prescribed prescription pain medication for back pain they developed following a car accident. Both Sally and John took the pain medication regularly, and after a few weeks found that they increasingly felt the desire for more, even though their back pain had improved. Sally and John went to several different doctors to get more prescriptions from them and then started getting them from a friend. Each time they tried to cut down, they felt anxious and became sweaty and nauseated for hours on end and also could not sleep. Sally and John lived this way for six months. During these months, friends complained that Sally and John had become unreliable -- making plans one day and canceling them the next. Their families said that they could no longer count on them. After six months, John decided to seek out treatment for his substance use and is currently recovering while Sally continued to get opioids from a friend.**

### **Recap:**

**Rick, 30 yr old male, has never used opioids.**

**Sally, 30 yr old female, continues to use unprescribed opioids received from a friend.**

**John 30 yr old male, currently taking medication treatment for opioid use disorder.**

**Sally and John likely used drugs because they were raised poorly.**

- Individuals who know someone with SUD:
  - 23.1% agree or strongly agree
- Individuals who do not know someone with SUD.
  - 38.3% agree or strongly agree

**Sally, who takes unprescribed opioids received from a friend, is likely violent towards others.**

- Individuals who know someone with SUD:
  - 33.5% agree or strongly agree
- Individuals who do not know someone with SUD
  - 47.4% agree or strongly agree

## **I can be friends with Rick more easily than John.**

- Individuals who know someone with SUD:
  - 41.4% agree or strongly agree
- Individuals who do not know someone with SUD.
  - 59.2% agree or strongly agree

## **If Sally were to seek treatment for her SUD, I would view her more positively.**

- Individuals who know someone with SUD:
  - 61.8% agree or strongly agree
- Individuals who do not know someone with SUD
  - 56.5% agree or strongly agree

Support  
Everyone At-  
Risk of  
Witnessing an  
Overdose  
Should Carry  
Naloxone

62.2% of  
individuals who  
know someone  
with a SUD  
agree.

33.1% of  
individuals who  
do not know  
someone with a  
SUD agree.

Would Assist  
Someone Who  
is Having an  
Overdose

75.1% of  
individuals who  
know someone  
with a SUD  
agree.

53.5% of  
individuals who  
do not know  
someone with a  
SUD agree.

## Support Harm Reduction Strategies

- 66.3% Strongly Support or Somewhat Support

## Support Safe Consumption Sites

- 51.0% Strongly Support or Somewhat Support

## Support Syringe Service Programs

- 54.8% Strongly Support or Somewhat Support

## Support Needle Distribution Programs

- 59.7% Strongly Support or Somewhat Support



**What stands out about this data?**



# Self-Stigma Assessment

## Substance Use Stigma Assessment and Response (SSAR) Individual SUD Survey

### Welcome

Thank you for your interest in completing the Northwest Michigan Behavioral Health Initiative Substance Use Stigma Assessment Survey to help us better understand what people experiencing substance use disorders think related to stigma. This survey is for individuals who have experienced substance use disorder.

Follow the instructions below to answer each set of questions. Please remember to answer the questions honestly, and that there is no right answer. By taking this survey, you agree that the information you provide can be used by District Health Department #10. Your responses will remain anonymous and confidential. The survey will take approximately 5 minutes. At the end of the survey, there is a link to enter in a raffle for a \$50 gift card.

Next

0%

The Self-Stigma Assessment measures the prevalence of self stigmatization amongst people experiencing substance use disorders.

# What's Next?



01

## **Design Campaign**

Design a communication and education campaign to reduce stigma against SUDs in targeted populations.



03

## **Implement Campaign**

Implement the communication campaign and targeted trainings.



04

## **Evaluate Campaign**

Evaluate the impact of the communication campaign and targeted trainings.

# **We Want Your Input!**

What types of campaigns and/or trainings have you seen or know about that you feel were effective?

Do you know of any groups or organizations that would like a presentation of these survey results or an anti-stigma training for employees?

# What Can You Do?



## **Share Our Assessment**

Share our assessment  
results



## **Evaluate Your Preconceptions**

Evaluate and question your  
own preconceptions about  
people with substance use  
disorders.

This report is filtered

Only show: #1 Question "What county do you live and/or work in? (Please select all that apply)" is one of the following answers ("Antrim","Benzie","Charlevoix","Emmet","Grand Traverse","Kalkaska","Leelanau","Manistee","Missaukee","Wexford")

# Report for SSAR Public Survey- Final

September 2022

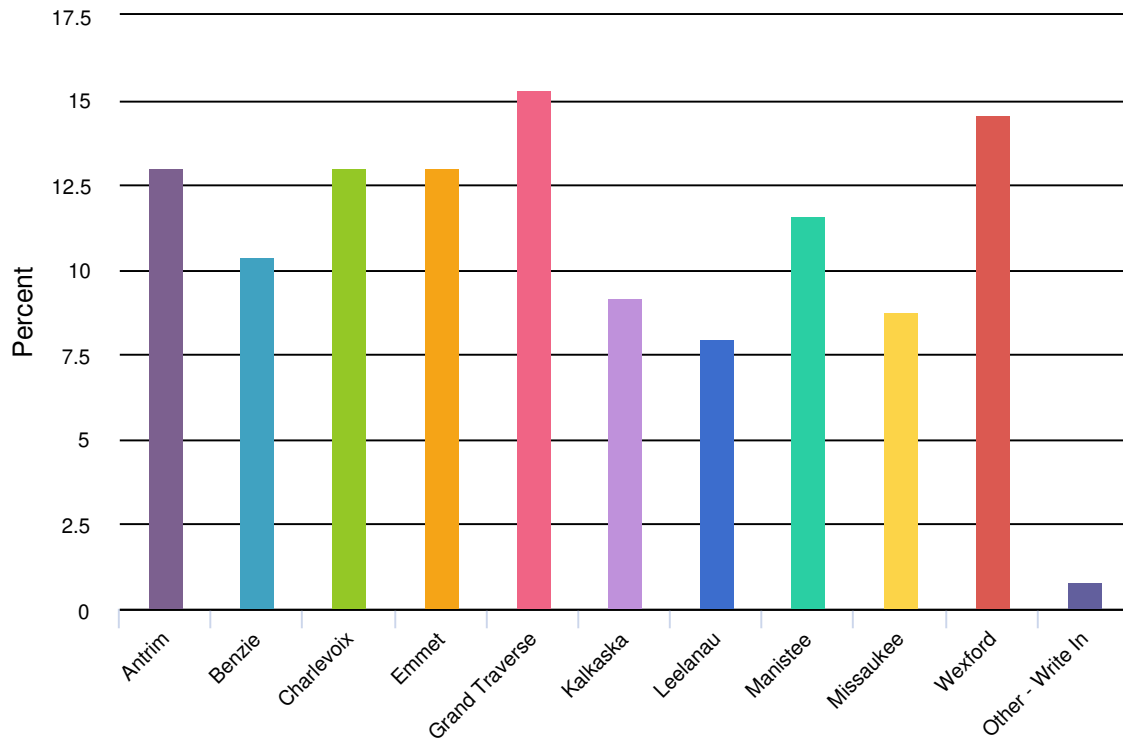
## Response Counts

Completion Rate:	100%		
	Complete		1,374

---

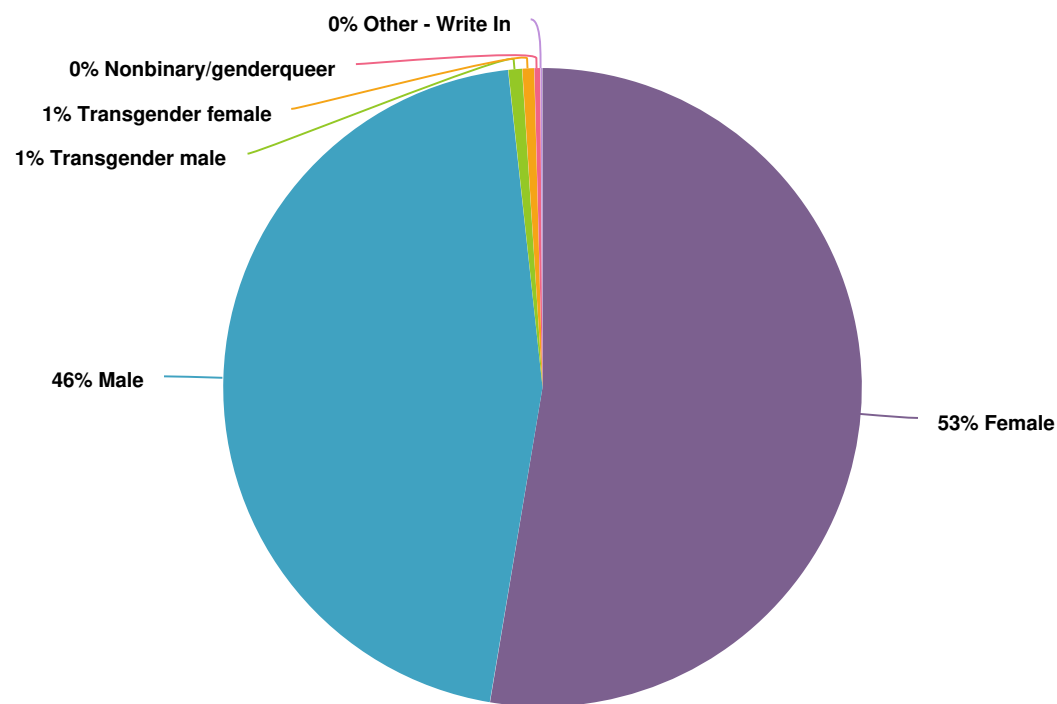
Totals: 1,374

# 1. What county do you live and/or work in? (Please select all that apply)



Value		Percent	Responses
Antrim	<div><div></div></div>	13.0%	178
Benzie	<div><div></div></div>	10.4%	143
Charlevoix	<div><div></div></div>	13.0%	179
Emmet	<div><div></div></div>	13.0%	179
Grand Traverse	<div><div></div></div>	15.3%	210
Kalkaska	<div><div></div></div>	9.2%	126
Leelanau	<div><div></div></div>	8.0%	110
Manistee	<div><div></div></div>	11.6%	159
Missaukee	<div><div></div></div>	8.8%	121
Wexford	<div><div></div></div>	14.6%	200
Other - Write In	<div><div></div></div>	0.8%	11

2. What is your gender identity?

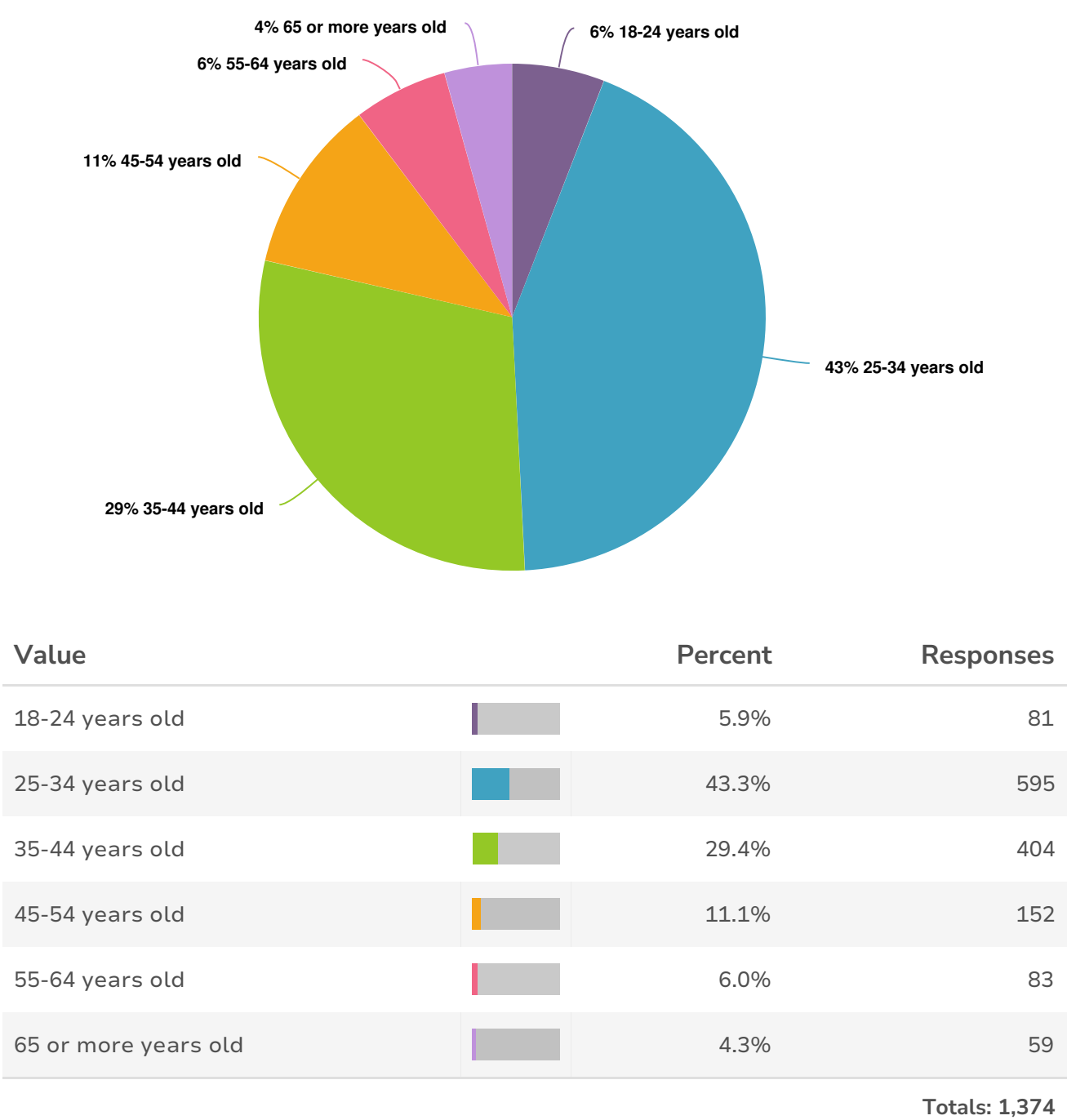


Value		Percent	Responses
Female	<div><div></div><div></div></div>	52.6%	723
Male	<div><div></div><div></div></div>	45.6%	627
Transgender male	<div><div></div><div></div></div>	0.7%	10
Transgender female	<div><div></div><div></div></div>	0.6%	8
Nonbinary/genderqueer	<div><div></div><div></div></div>	0.3%	4
Other - Write In	<div><div></div><div></div></div>	0.1%	2

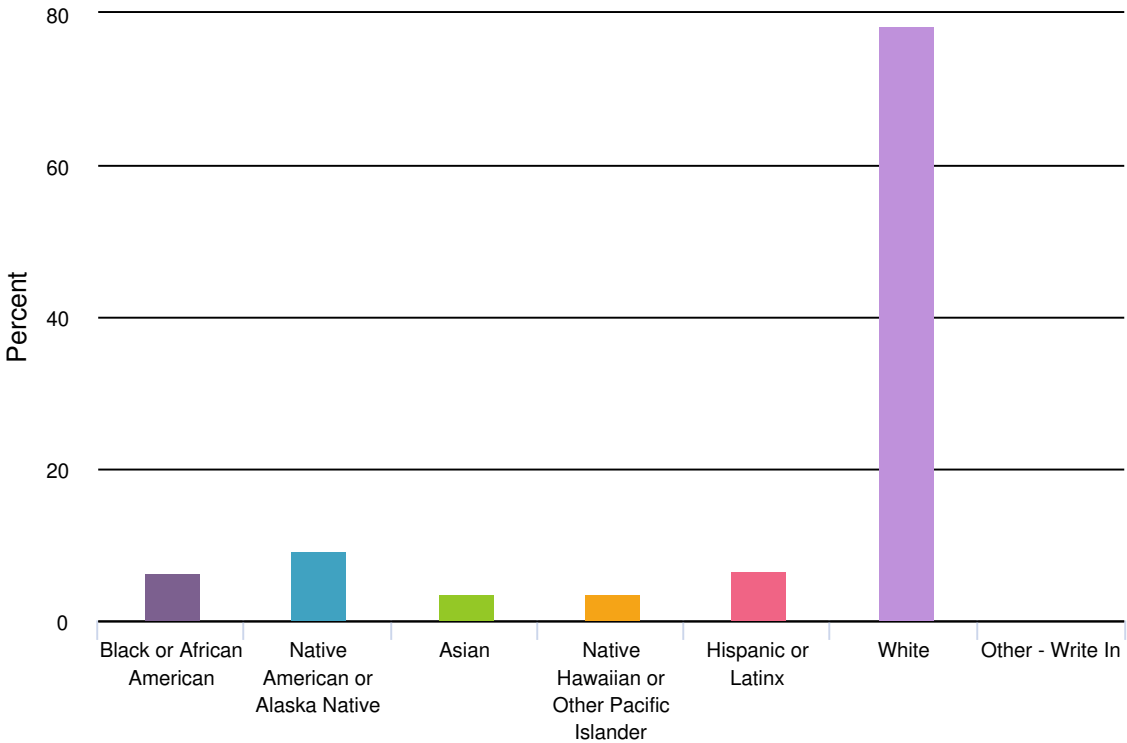
Totals: 1,374



3. Which of the following age ranges do you fall into?

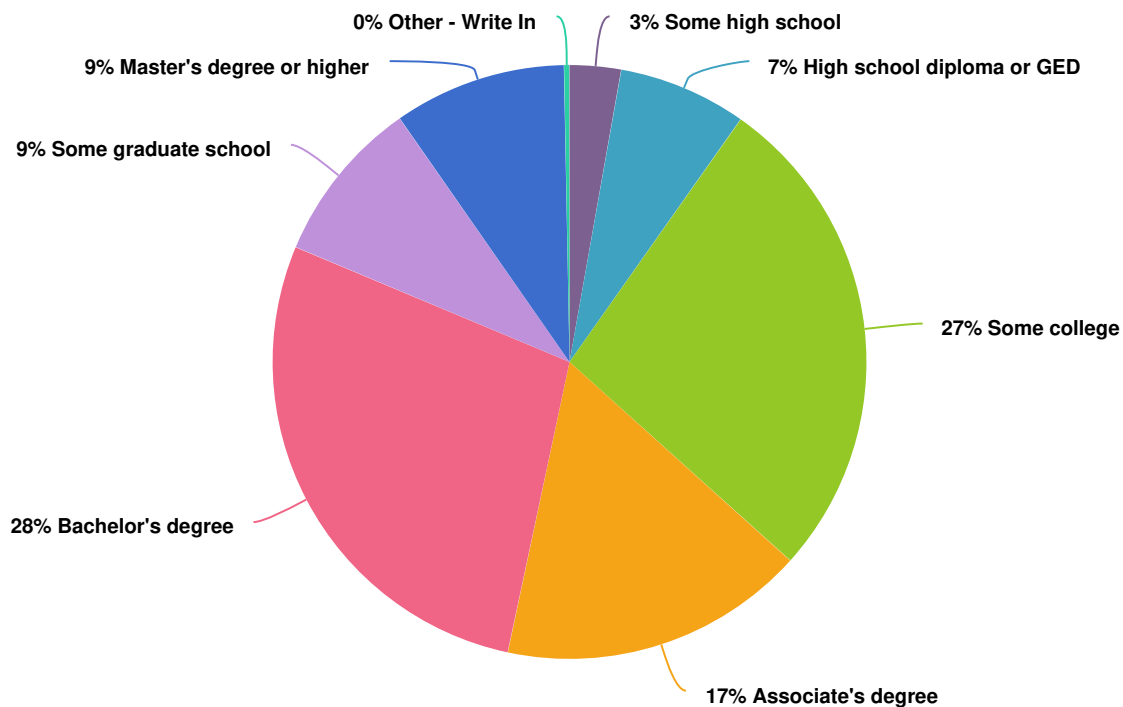


4. Please indicate your race/ethnicity (select all that apply):



Value		Percent	Responses
Black or African American	<div><div></div></div>	6.5%	89
Native American or Alaska Native	<div><div></div></div>	9.2%	127
Asian	<div><div></div></div>	3.5%	48
Native Hawaiian or Other Pacific Islander	<div><div></div></div>	3.6%	49
Hispanic or Latinx	<div><div></div></div>	6.7%	92
White	<div><div></div></div>	78.5%	1,079
Other - Write In	<div><div></div></div>	0.1%	2

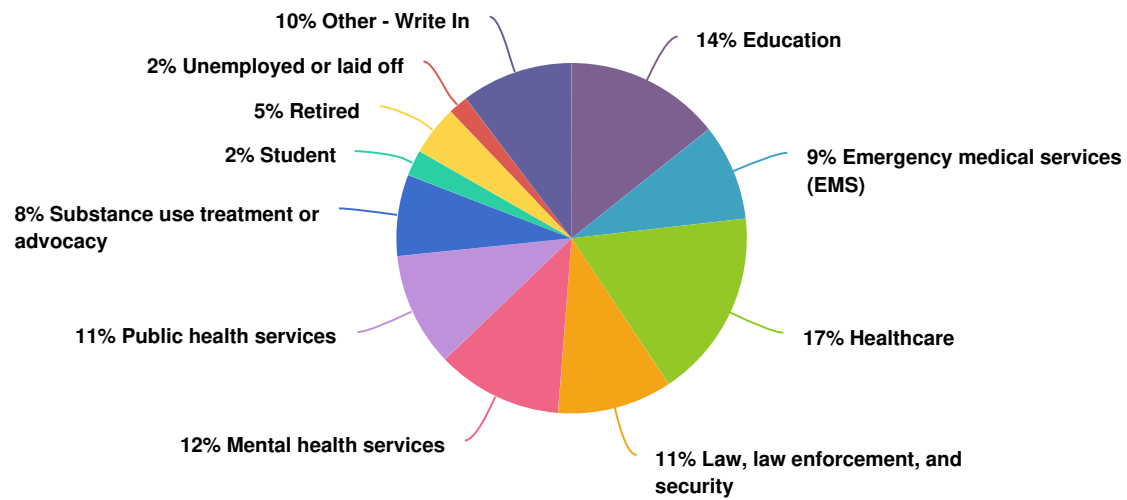
## 5. What level of education have you completed?



Value		Percent	Responses
Some high school	<div><div></div></div>	2.8%	38
High school diploma or GED	<div><div></div></div>	7.0%	96
Some college	<div><div></div></div>	26.9%	369
Associate's degree	<div><div></div></div>	16.7%	229
Bachelor's degree	<div><div></div></div>	28.0%	385
Some graduate school	<div><div></div></div>	9.0%	124
Master's degree or higher	<div><div></div></div>	9.4%	129
Other - Write In	<div><div></div></div>	0.3%	4

Totals: 1,374

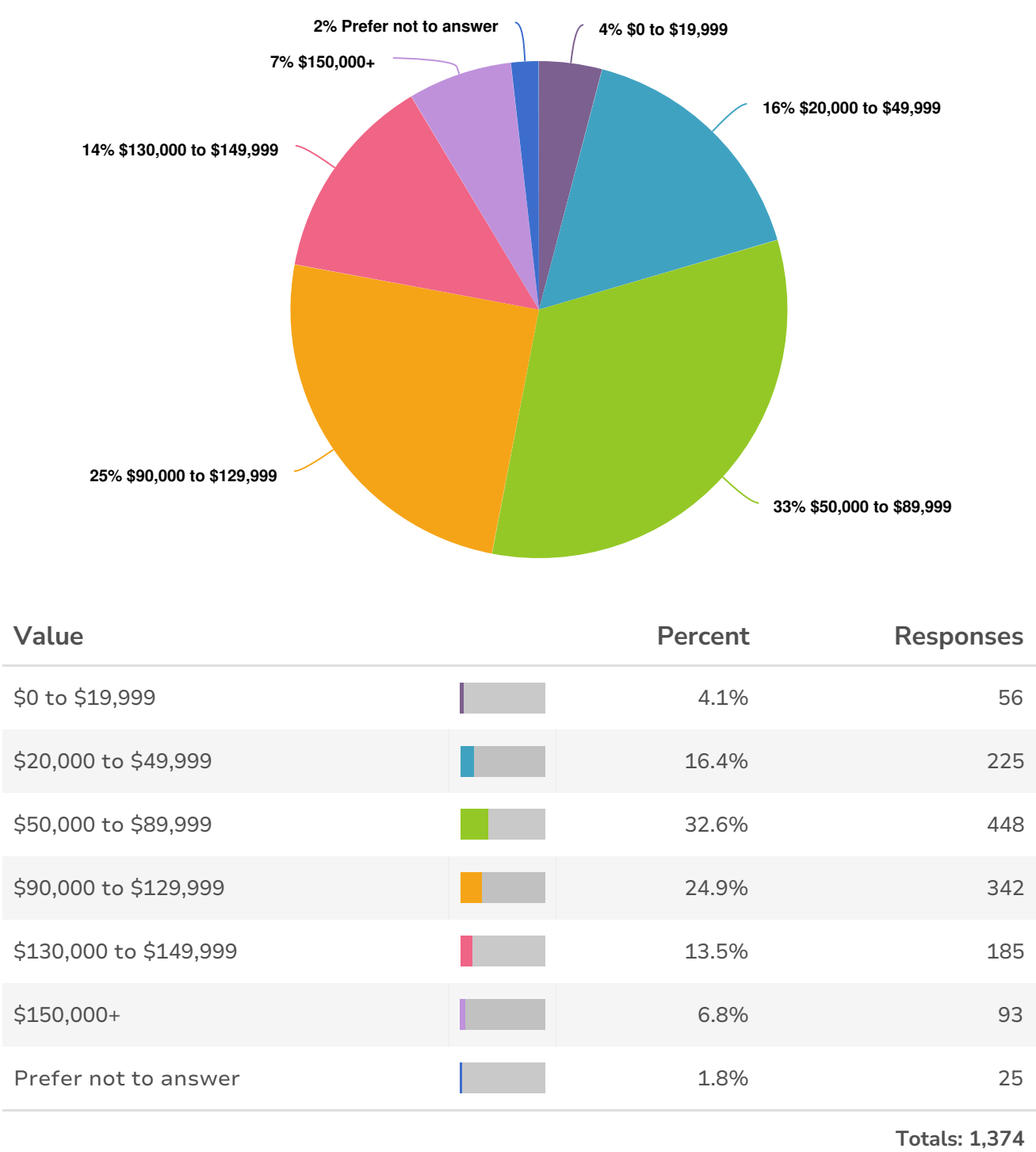
## 6. What field do you work in?



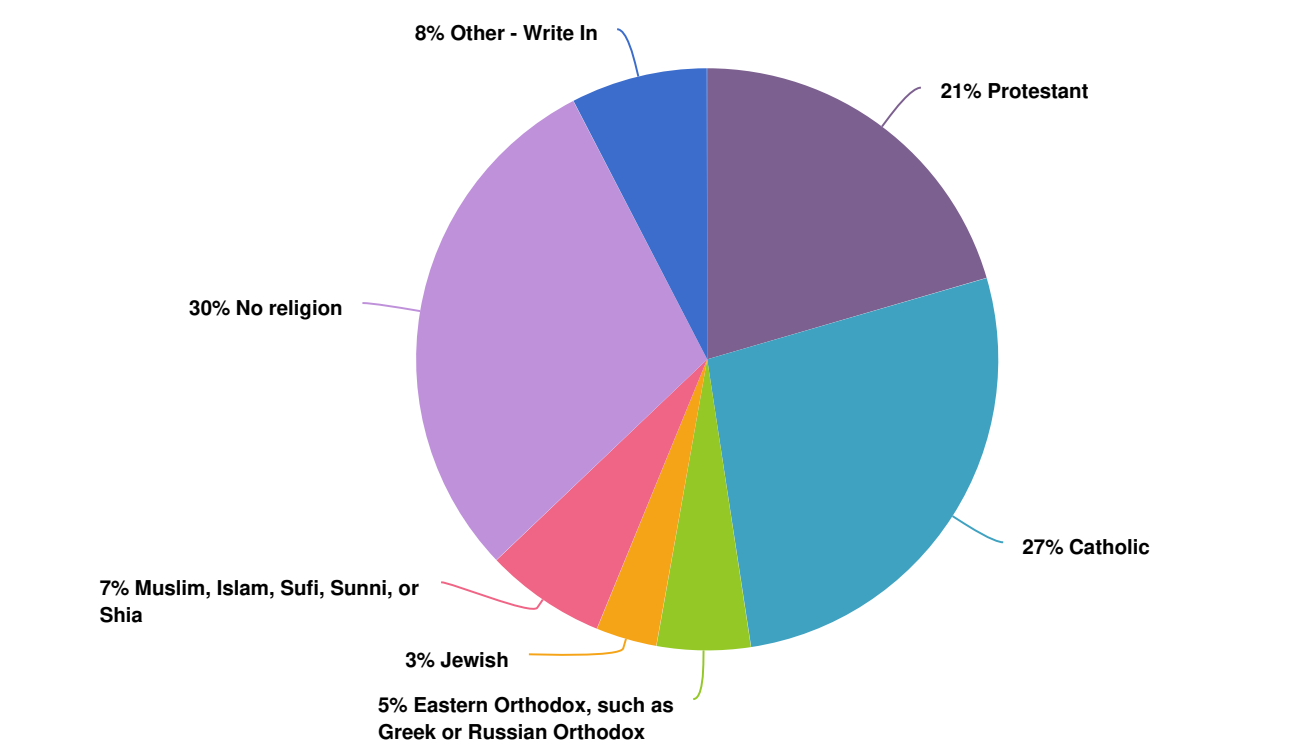
Value		Percent	Responses
Education	<div><div></div></div>	14.3%	197
Emergency medical services (EMS)	<div><div></div></div>	8.9%	122
Healthcare	<div><div></div></div>	17.4%	239
Law, law enforcement, and security	<div><div></div></div>	10.6%	146
Mental health services	<div><div></div></div>	11.6%	160
Public health services	<div><div></div></div>	10.5%	144
Substance use treatment or advocacy	<div><div></div></div>	7.5%	103
Student	<div><div></div></div>	2.4%	33
Retired	<div><div></div></div>	4.6%	63
Unemployed or laid off	<div><div></div></div>	1.8%	25
Other - Write In	<div><div></div></div>	10.3%	142

Totals: 1,374

7. What is your annual household income?

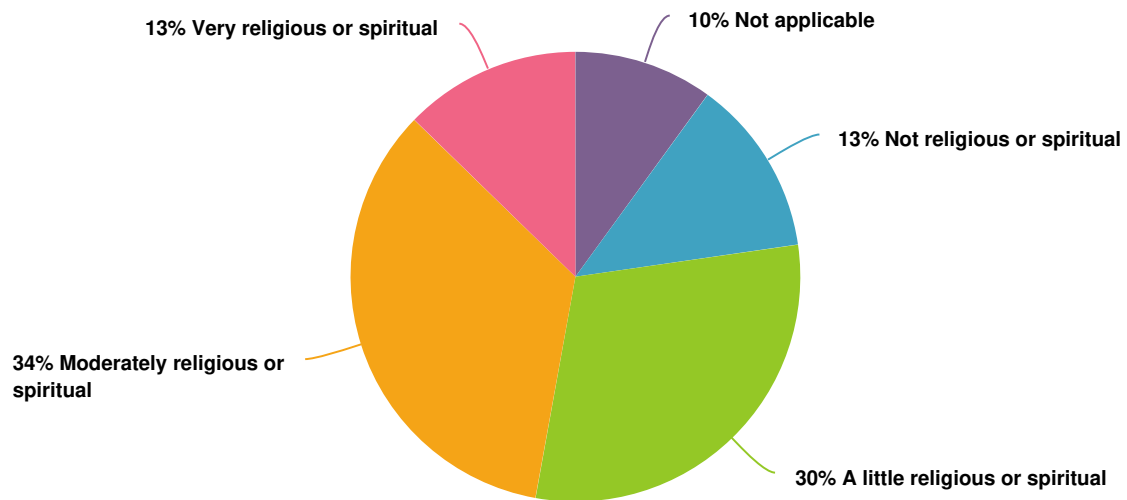


8. What is your religious preference?



Value		Percent	Responses
Protestant	<div><div></div></div>	20.5%	281
Catholic	<div><div></div></div>	27.1%	372
Eastern Orthodox, such as Greek or Russian Orthodox	<div><div></div></div>	5.2%	71
Jewish	<div><div></div></div>	3.4%	47
Muslim, Islam, Sufi, Sunni, or Shia	<div><div></div></div>	6.7%	92
No religion	<div><div></div></div>	29.5%	406
Other - Write In	<div><div></div></div>	7.6%	105
Totals: 1,374			

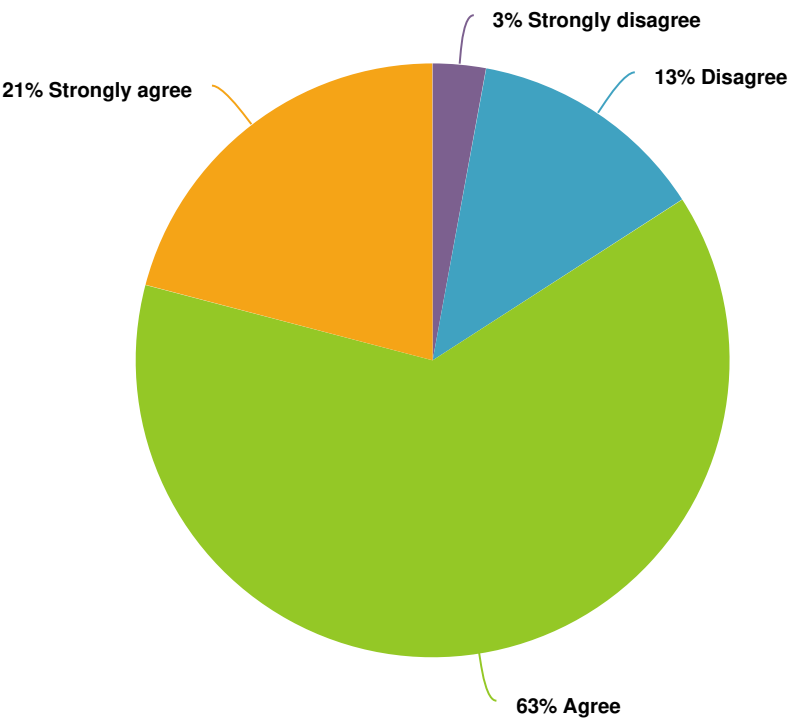
## 9. To what level, do you consider yourself to be religious or spiritual?



Value		Percent	Responses
Not applicable	<div><div></div></div>	10.0%	138
Not religious or spiritual	<div><div></div></div>	12.7%	175
A little religious or spiritual	<div><div></div></div>	30.1%	414
Moderately religious or spiritual	<div><div></div></div>	34.4%	473
Very religious or spiritual	<div><div></div></div>	12.7%	174

Totals: 1,374

10. Most people in my community believe that a person who uses cocaine, methamphetamine, opioids, or heroin is to blame for their own problems.

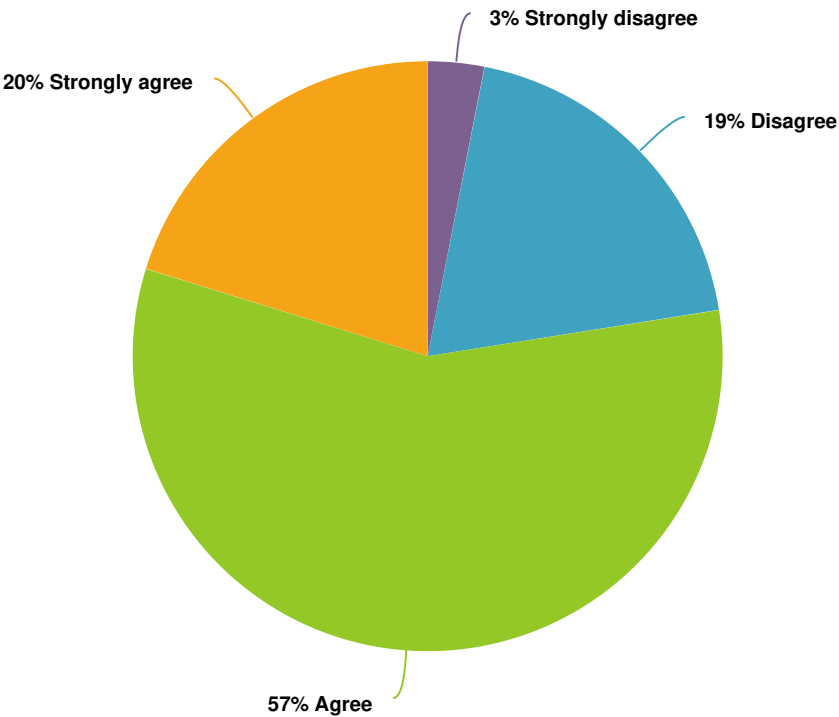


Value		Percent	Responses
Strongly disagree	<div><div></div></div>	2.9%	39
Disagree	<div><div></div></div>	13.0%	176
Agree	<div><div></div></div>	63.2%	853
Strongly agree	<div><div></div></div>	20.9%	282

Totals: 1,350



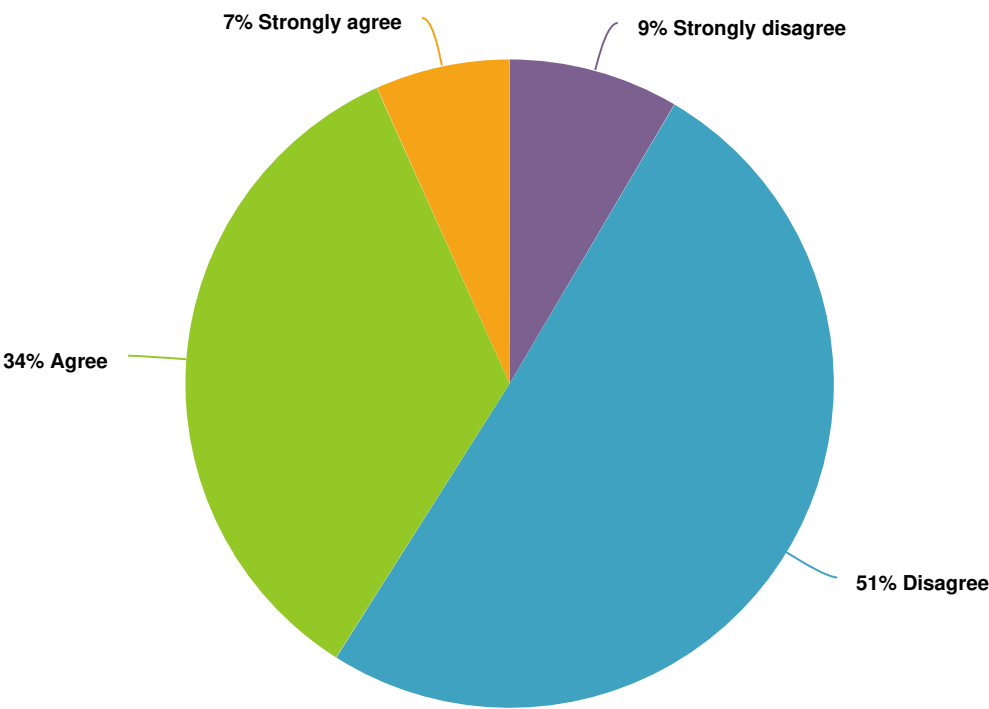
11. Most people in my community believe that a person who uses cocaine, methamphetamine, opioids, or heroin is dangerous.



Value		Percent	Responses
Strongly disagree	<div><div></div></div>	3.1%	42
Disagree	<div><div></div></div>	19.4%	259
Agree	<div><div></div></div>	57.3%	766
Strongly agree	<div><div></div></div>	20.2%	270

Totals: 1,337

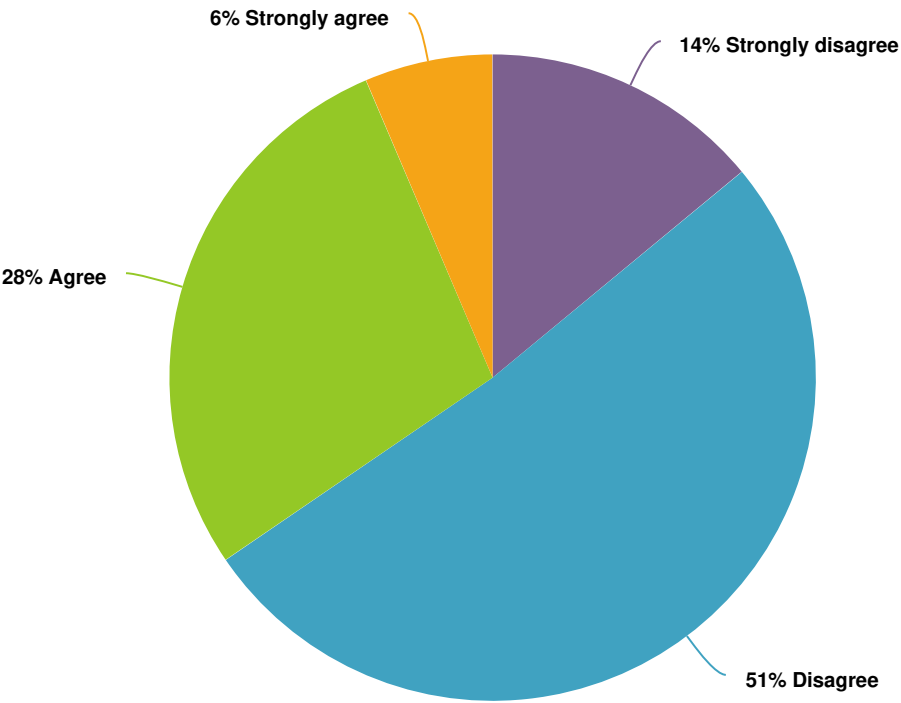
12. Most people would willingly accept someone who has been treated for substance use disorder as a close friend.



Value		Percent	Responses
Strongly disagree	<div><div></div></div>	8.5%	113
Disagree	<div><div></div></div>	50.5%	675
Agree	<div><div></div></div>	34.3%	458
Strongly agree	<div><div></div></div>	6.7%	90

Totals: 1,336

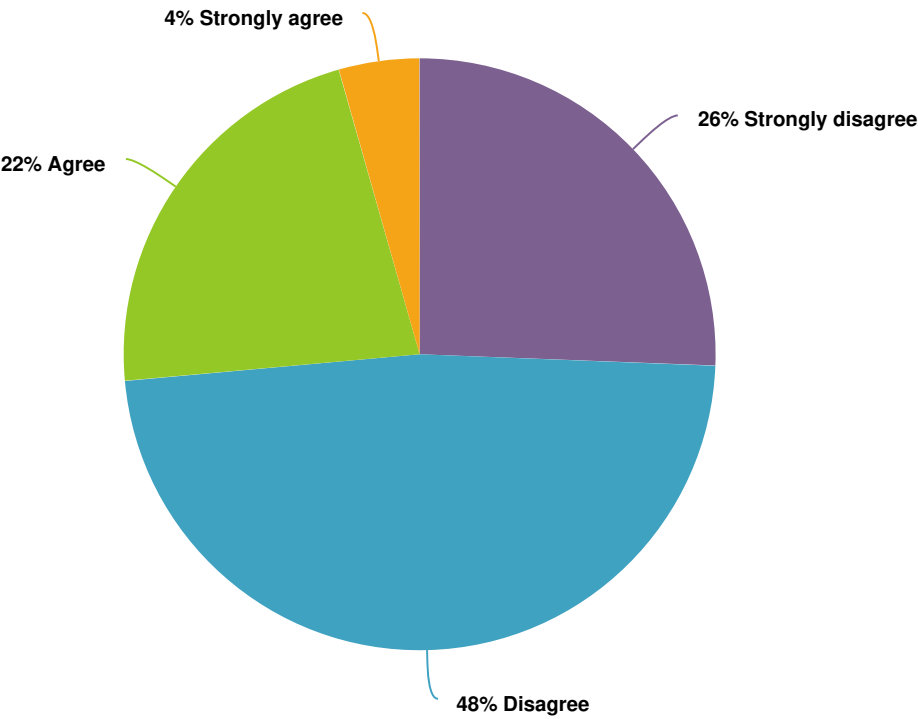
13. Most people would believe that someone who has been treated for substance use disorder are trustworthy.



Value		Percent	Responses
Strongly disagree	<div><div></div></div>	14.0%	187
Disagree	<div><div></div></div>	51.4%	687
Agree	<div><div></div></div>	28.1%	376
Strongly agree	<div><div></div></div>	6.4%	86

Totals: 1,336

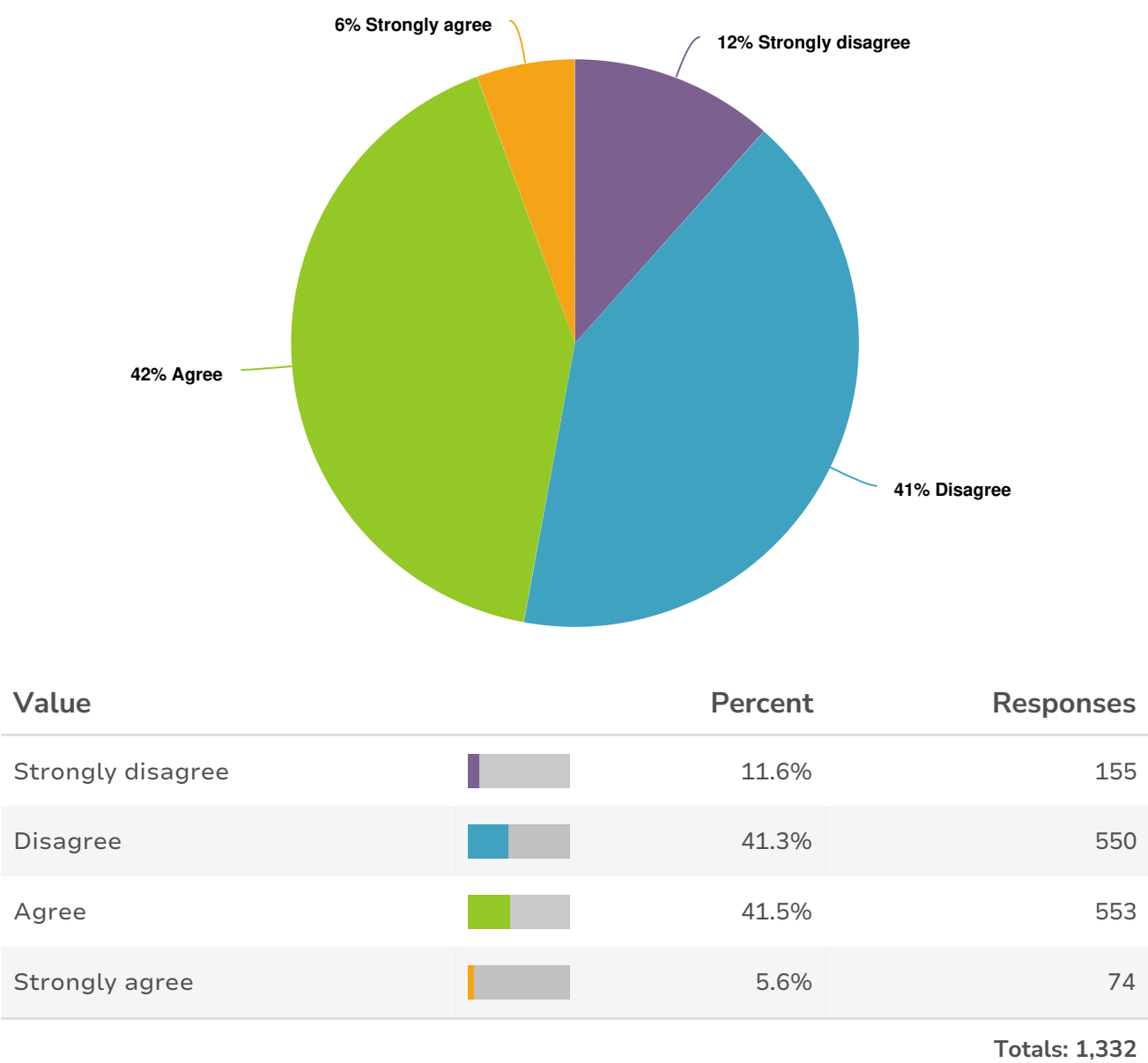
14. Most people would hire someone who has been treated for substance use disorder to take care of their children.



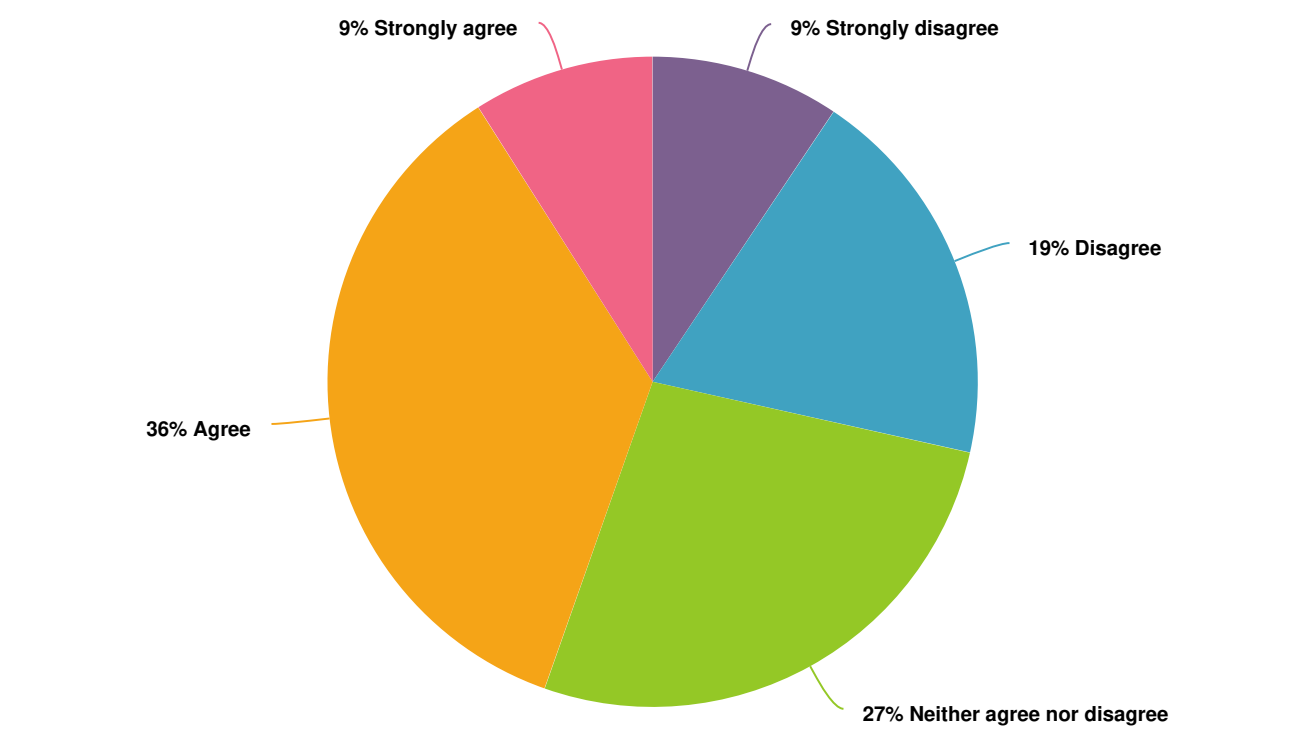
Value		Percent	Responses
Strongly disagree	<div><div></div></div>	25.6%	341
Disagree	<div><div></div></div>	47.9%	637
Agree	<div><div></div></div>	22.0%	293
Strongly agree	<div><div></div></div>	4.4%	59

Totals: 1,330

15. Most people would hire someone who has been treated for substance use disorder if he or she is qualified for the job.



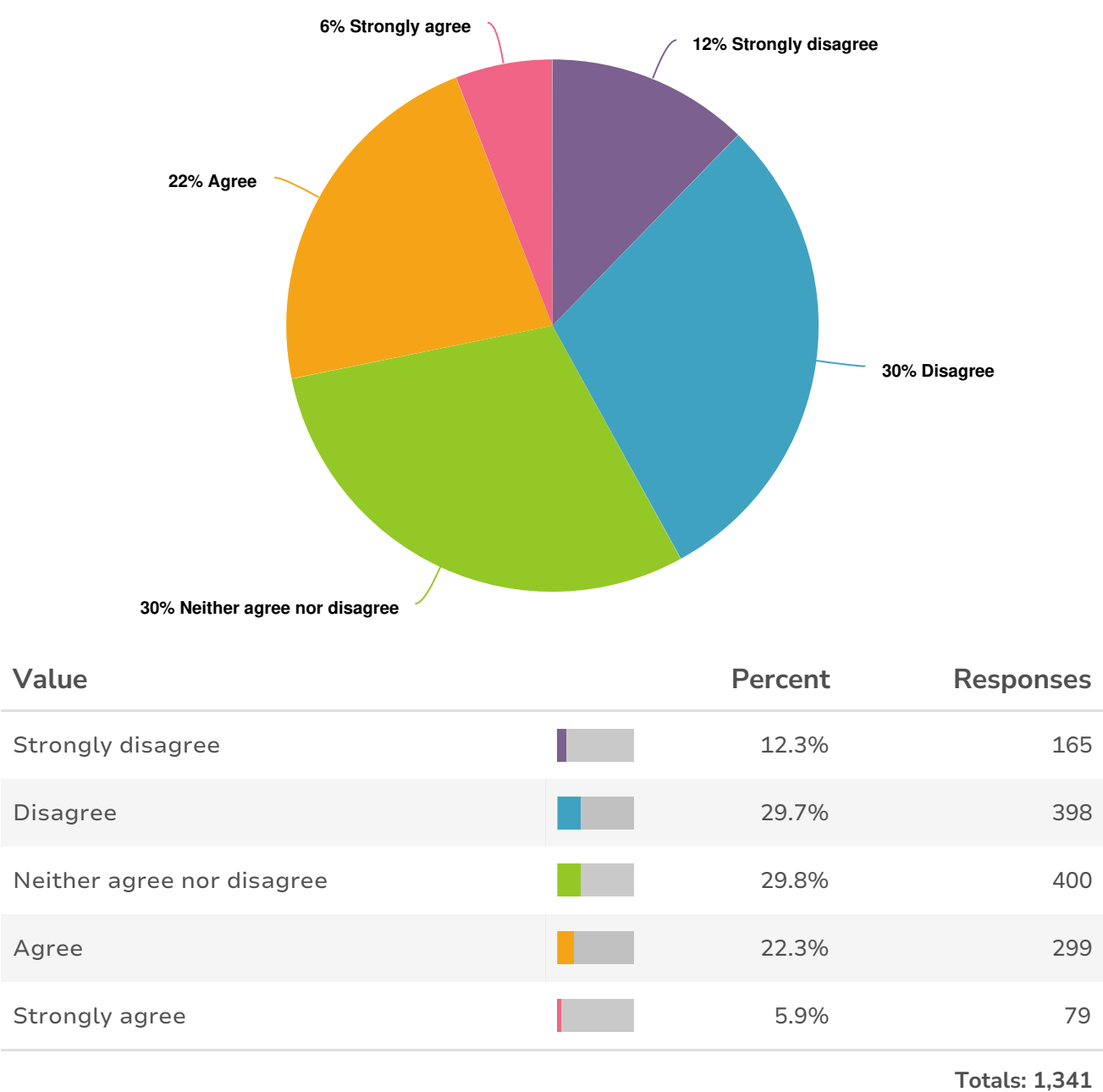
16. Individuals with substance use disorder only have themselves to blame for their problem.



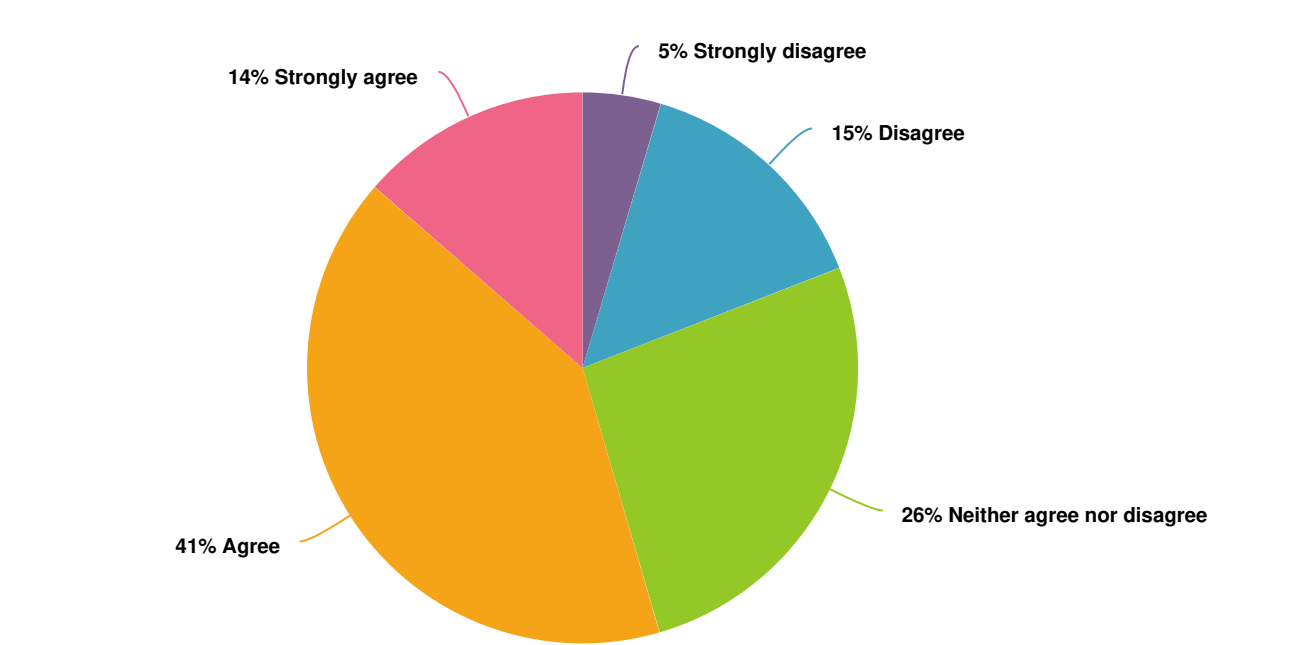
Value		Percent	Responses
Strongly disagree	<div><div></div></div>	9.4%	126
Disagree	<div><div></div></div>	19.1%	257
Neither agree nor disagree	<div><div></div></div>	26.9%	362
Agree	<div><div></div></div>	35.6%	479
Strongly agree	<div><div></div></div>	9.0%	121

Totals: 1,345

17. People with substance use disorder have poor moral character.



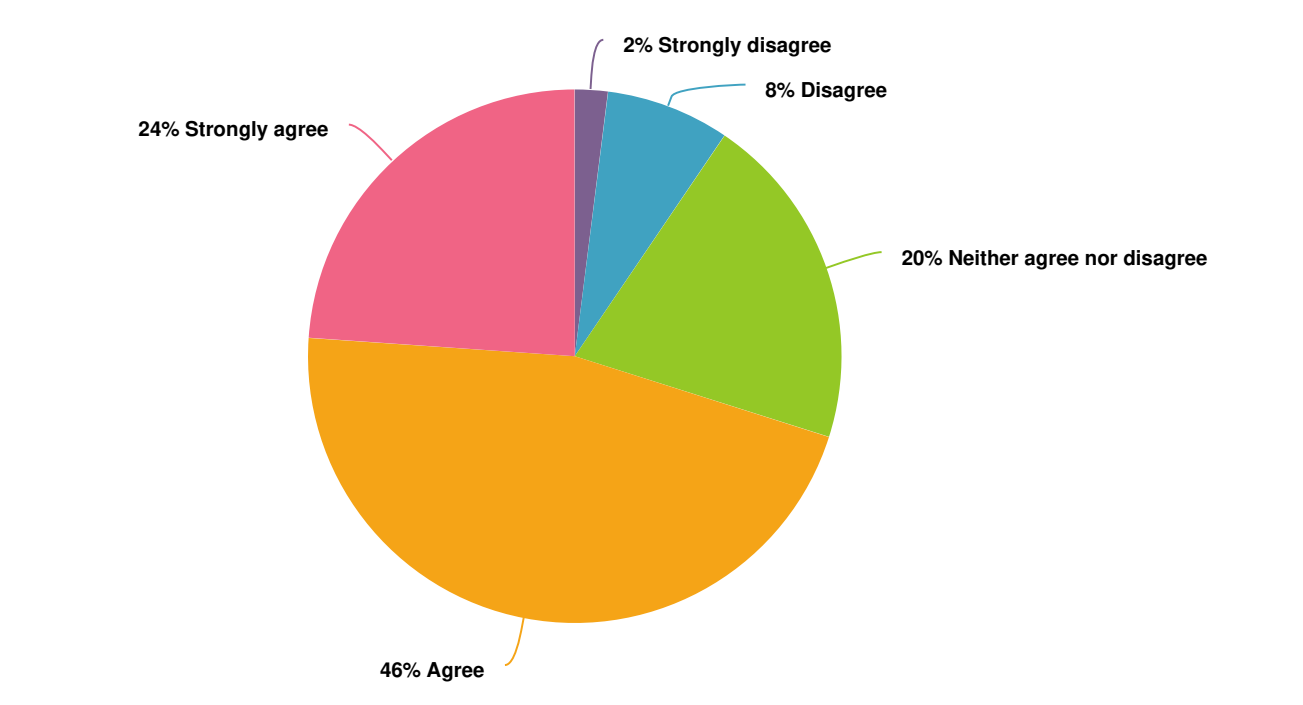
18. Substance use disorder is a chronic medical condition like diabetes mellitus.



Value		Percent	Responses
Strongly disagree	<div><div></div></div>	4.6%	62
Disagree	<div><div></div></div>	14.5%	193
Neither agree nor disagree	<div><div></div></div>	26.4%	352
Agree	<div><div></div></div>	40.9%	546
Strongly agree	<div><div></div></div>	13.6%	181
Totals: 1,334			



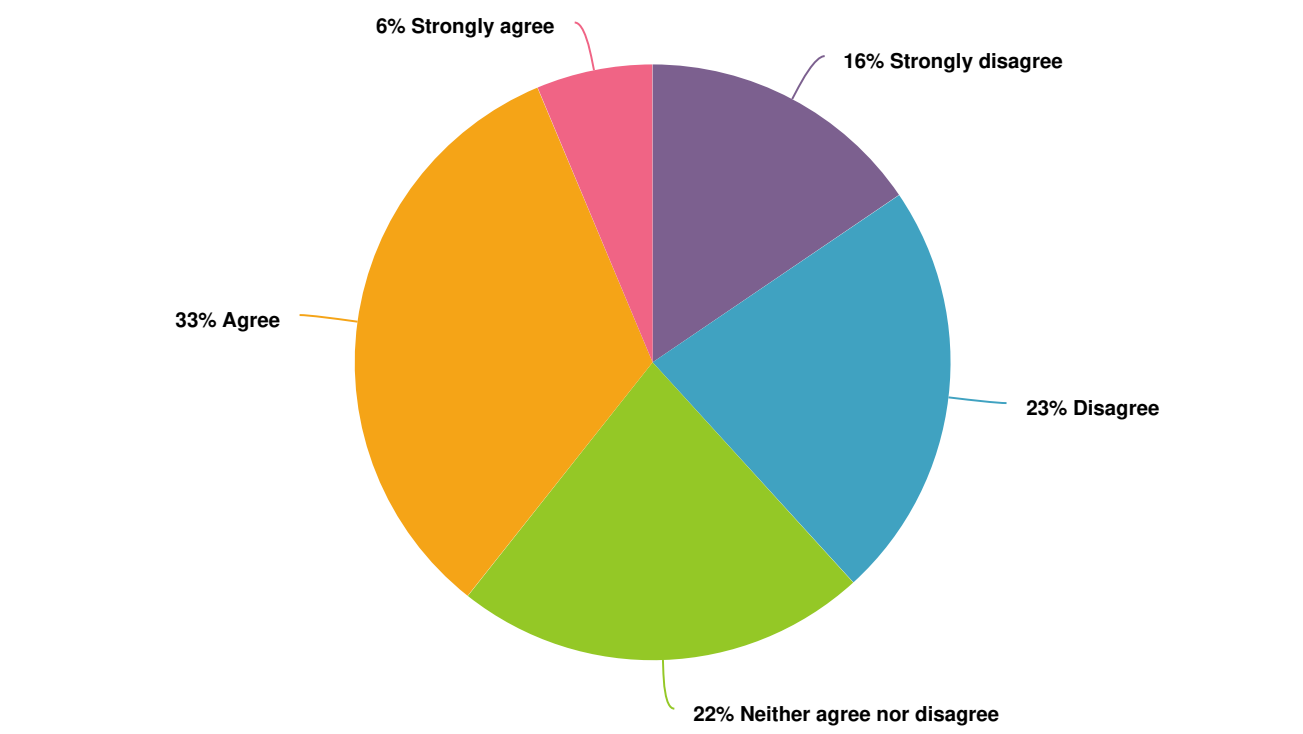
19. People with substance use disorder can, with treatment, get well and return to productive lives.



Value		Percent	Responses
Strongly disagree	<div><div></div></div>	2.0%	27
Disagree	<div><div></div></div>	7.5%	101
Neither agree nor disagree	<div><div></div></div>	20.4%	273
Agree	<div><div></div></div>	46.2%	619
Strongly agree	<div><div></div></div>	23.9%	321

Totals: 1,341

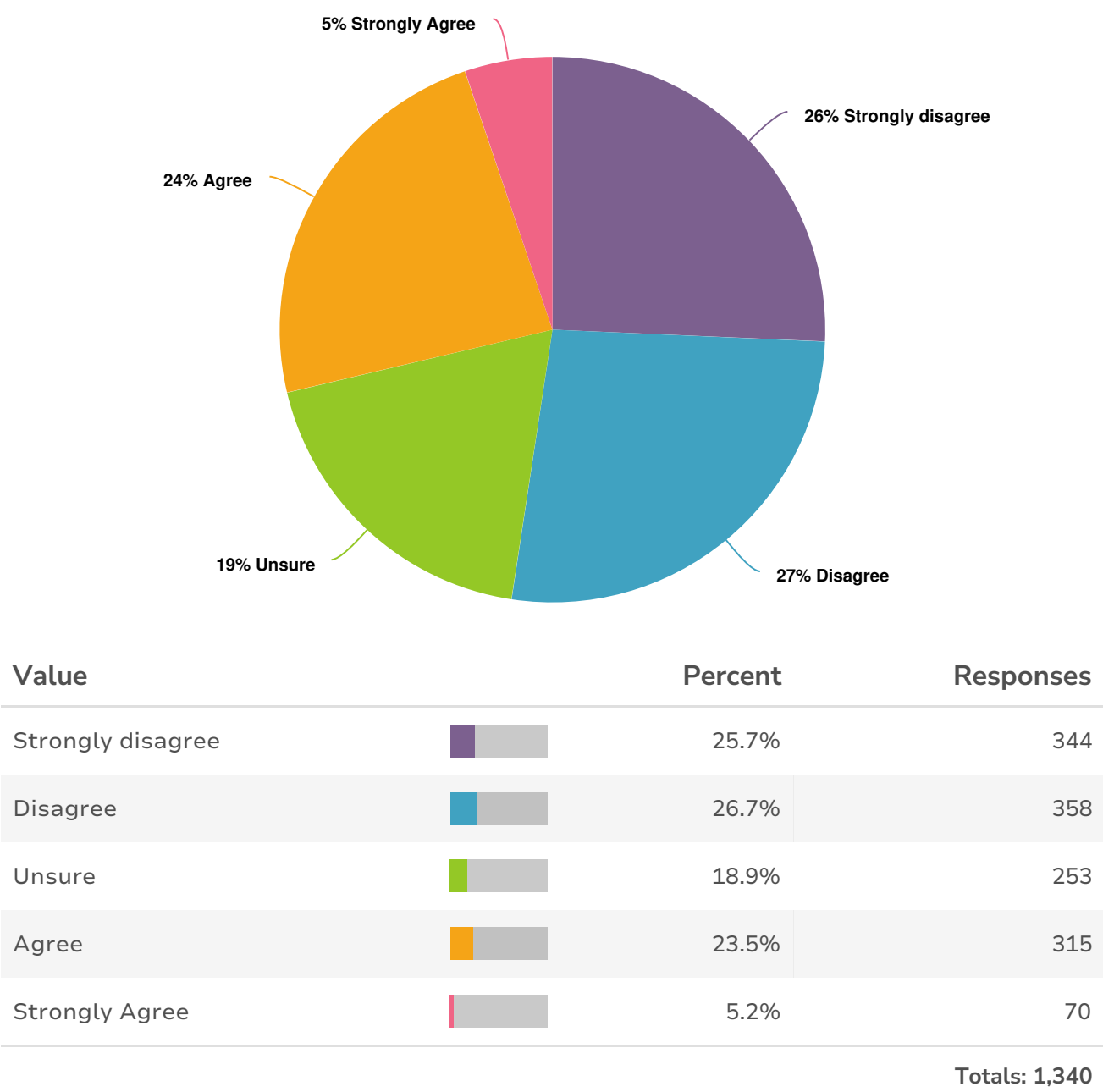
20. People who need medication treatment to stop using substances lack willpower.



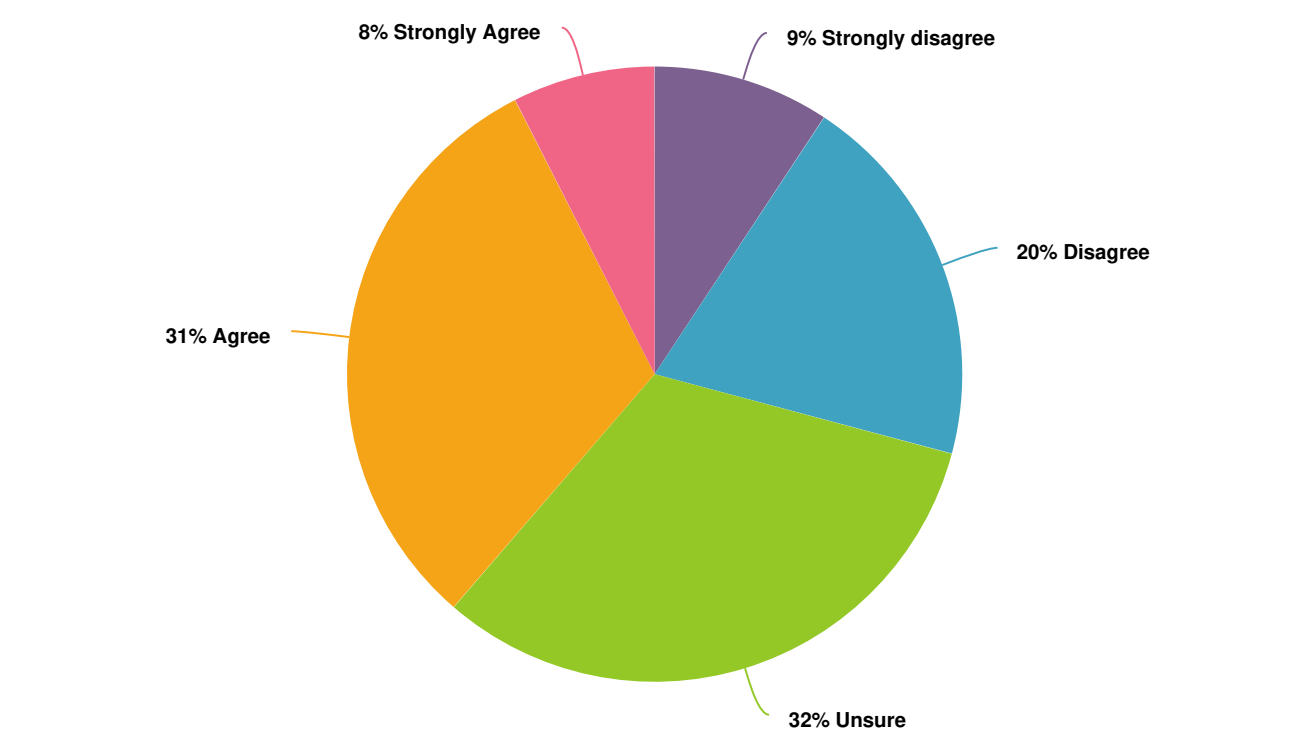
Value		Percent	Responses
Strongly disagree	<div><div></div></div>	15.5%	208
Disagree	<div><div></div></div>	22.7%	304
Neither agree nor disagree	<div><div></div></div>	22.4%	300
Agree	<div><div></div></div>	33.0%	442
Strongly agree	<div><div></div></div>	6.3%	85

Totals: 1,339

21. Sally and John likely used drugs because they were raised poorly.

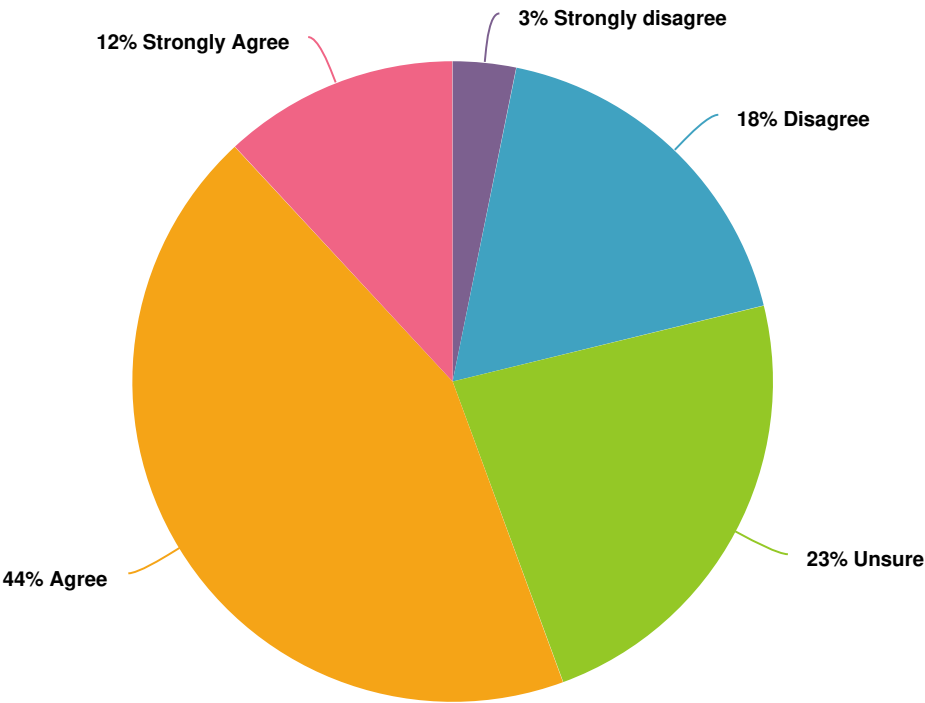


22. Sally and John likely used drugs because they have chemical imbalances.



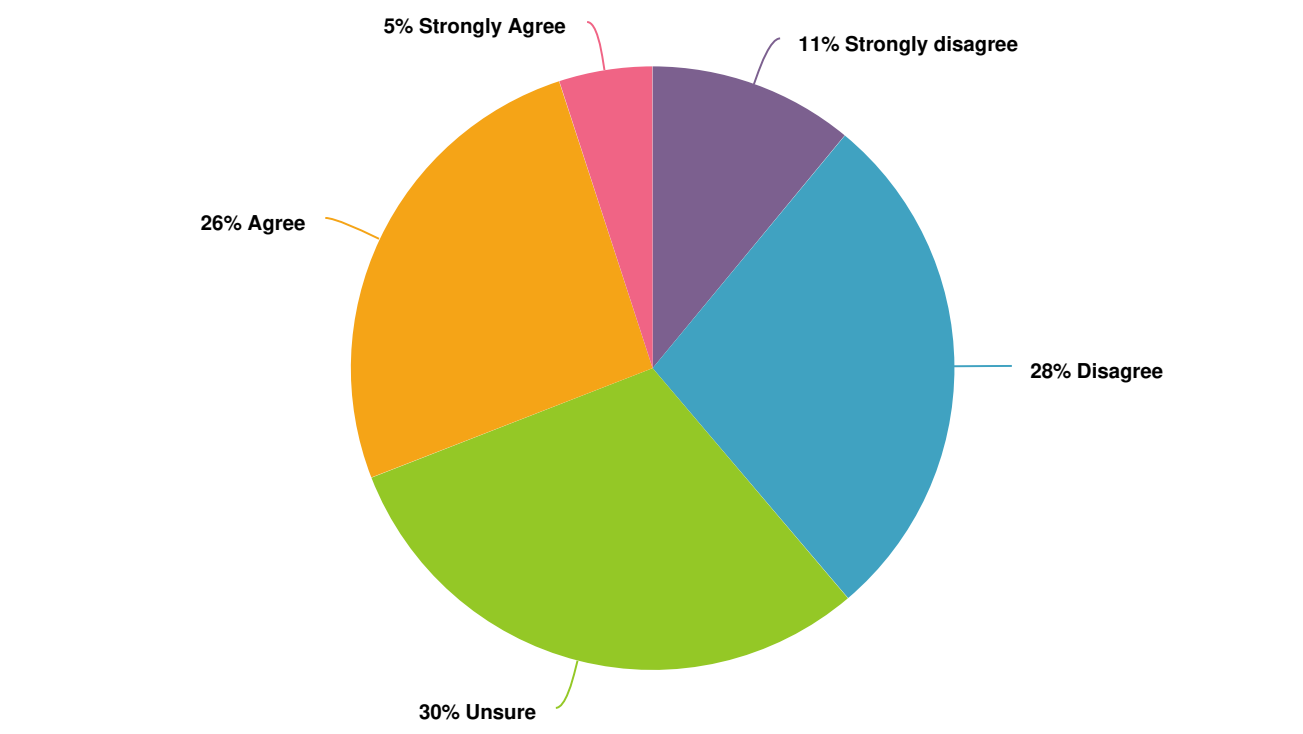
Value		Percent	Responses
Strongly disagree	<div><div></div></div>	9.3%	125
Disagree	<div><div></div></div>	19.9%	268
Unsure	<div><div></div></div>	32.2%	434
Agree	<div><div></div></div>	31.2%	420
Strongly Agree	<div><div></div></div>	7.5%	101
Totals: 1,348			

23. I would be willing to have John, who is currently taking medication treatment for opioid use disorder, as a neighbor.



Value		Percent	Responses
Strongly disagree	<div><div></div></div>	3.2%	43
Disagree	<div><div></div></div>	18.0%	243
Unsure	<div><div></div></div>	23.2%	313
Agree	<div><div></div></div>	43.7%	588
Strongly Agree	<div><div></div></div>	11.9%	160
Totals: 1,347			

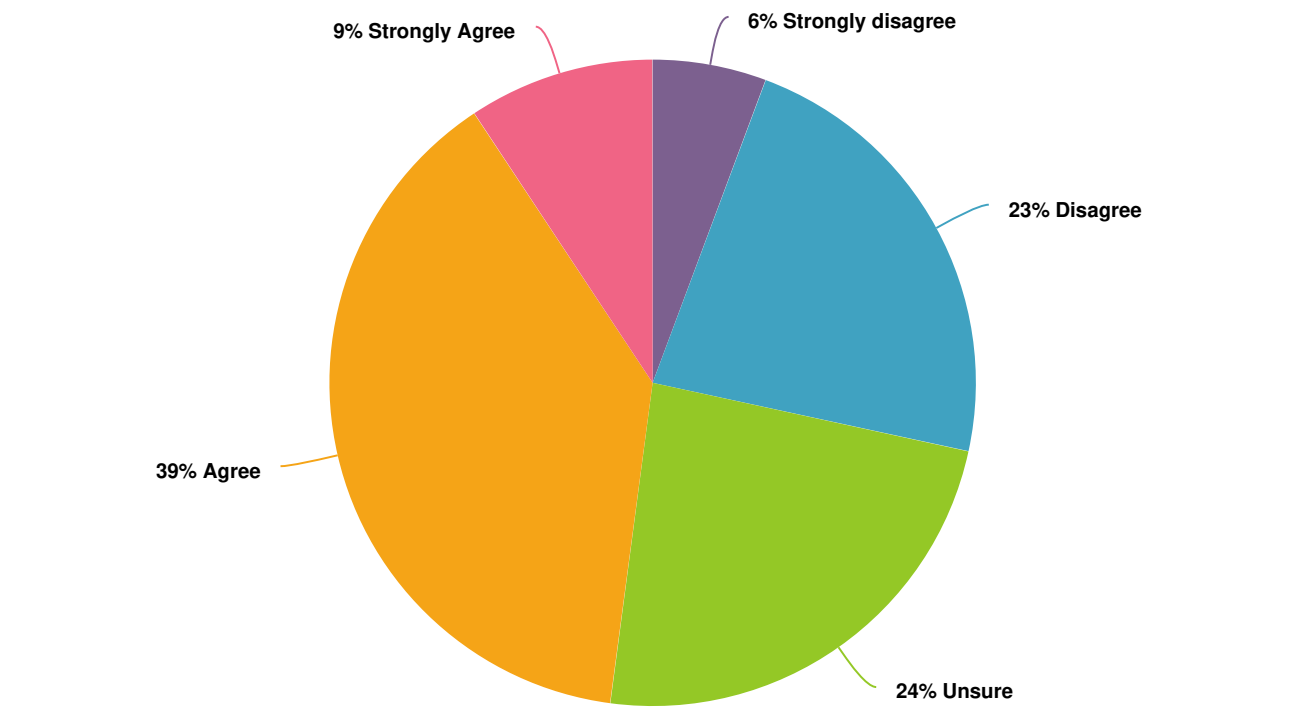
24. I would be willing to have Sally, who takes unprescribed opioids received from a friend, as a neighbor.



Value		Percent	Responses
Strongly disagree	<div><div></div></div>	11.0%	147
Disagree	<div><div></div></div>	27.8%	373
Unsure	<div><div></div></div>	30.3%	407
Agree	<div><div></div></div>	25.9%	348
Strongly Agree	<div><div></div></div>	5.0%	67

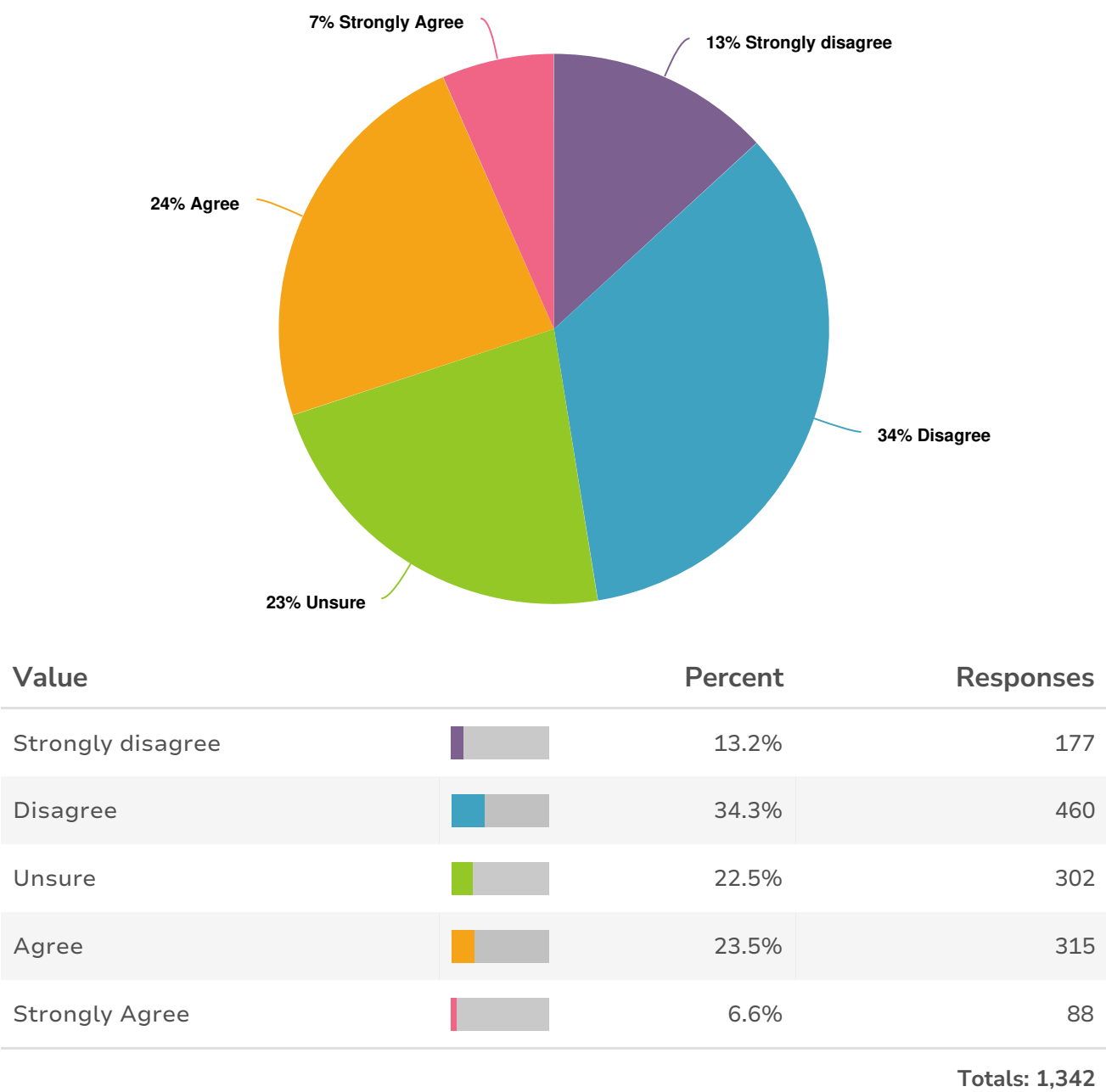
Totals: 1,342

25. I can be friends with Rick, who has never used opioids, more than easily than John, who is currently taking medication treatment for opioid use disorder.



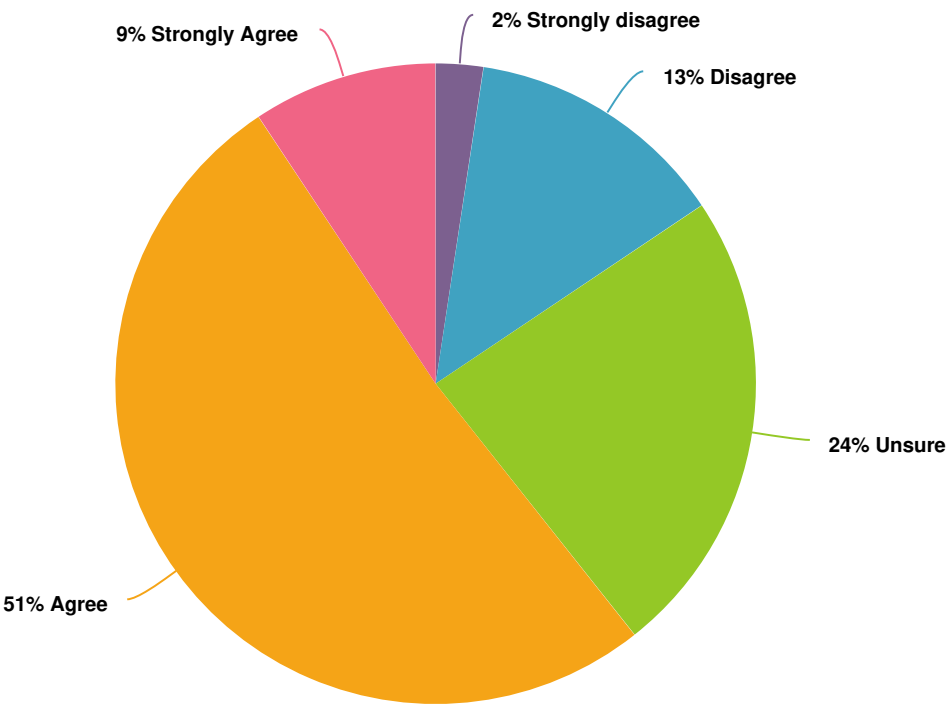
Value		Percent	Responses
Strongly disagree	<div><div></div></div>	5.7%	77
Disagree	<div><div></div></div>	22.7%	307
Unsure	<div><div></div></div>	23.7%	320
Agree	<div><div></div></div>	38.6%	522
Strongly Agree	<div><div></div></div>	9.3%	126
Totals: 1,352			

26. I view John in a less favorable way because I learned that he is now taking medication treatment for opioid use disorder.



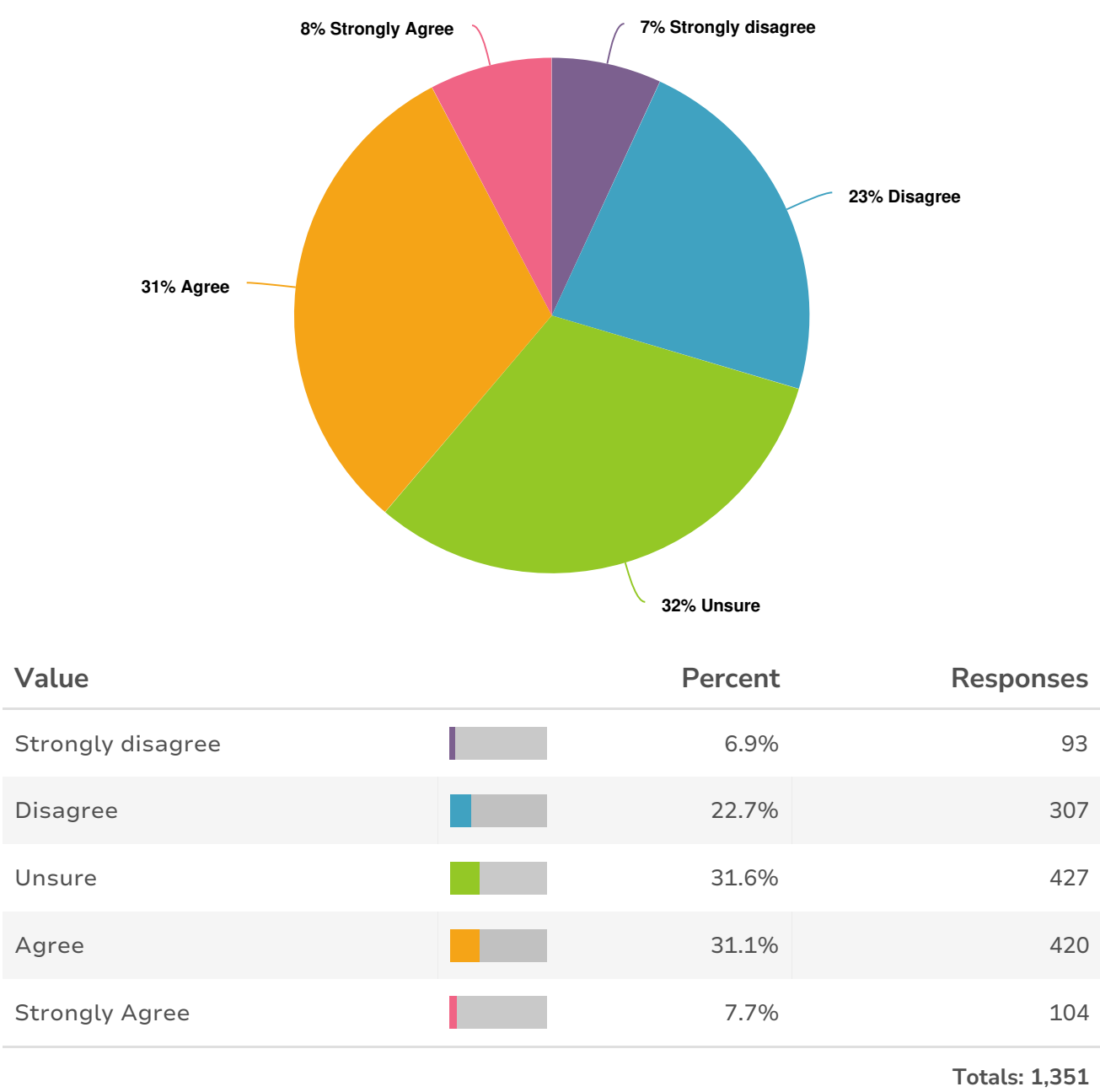


27. If Sally, who takes unprescribed opioids received from a friend, were to seek treatment for her substance use disorder, I would view her more positively.

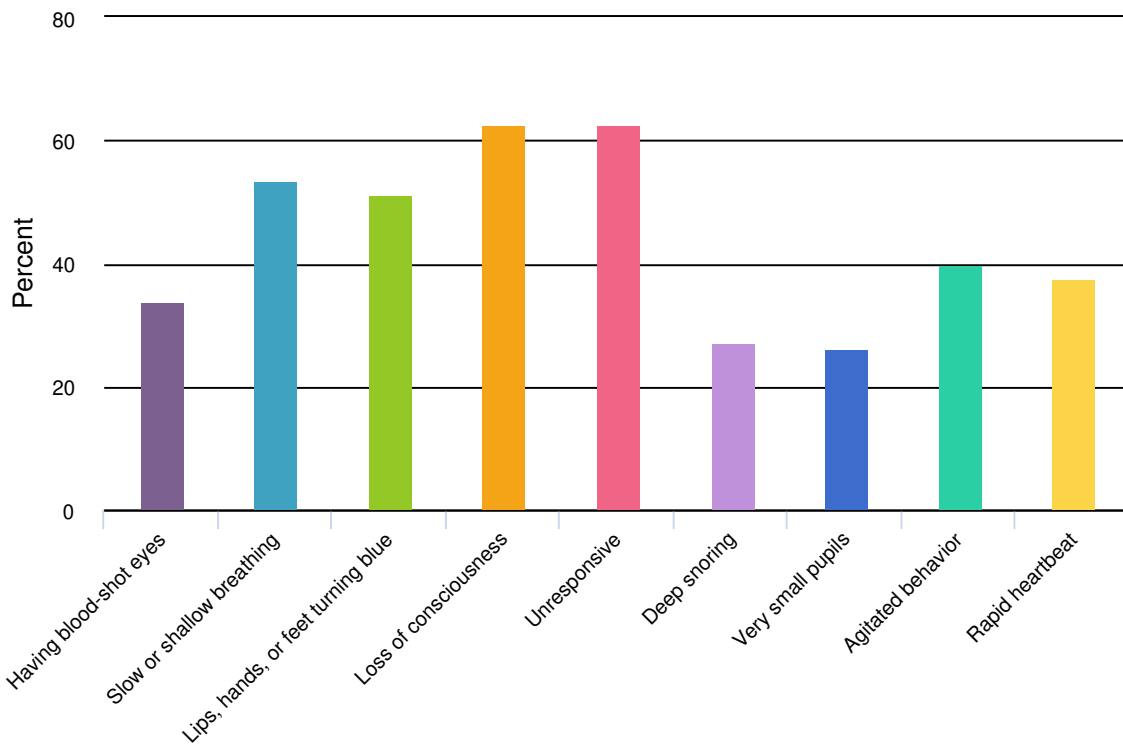











Value		Percent	Responses
Strongly disagree	<div><div></div></div>	2.4%	33
Disagree	<div><div></div></div>	13.2%	179
Unsure	<div><div></div></div>	23.7%	321
Agree	<div><div></div></div>	51.3%	694
Strongly Agree	<div><div></div></div>	9.3%	126
Totals: 1,353			

28. Sally, who takes unprescribed opioids received from a friend, is likely violent towards others.

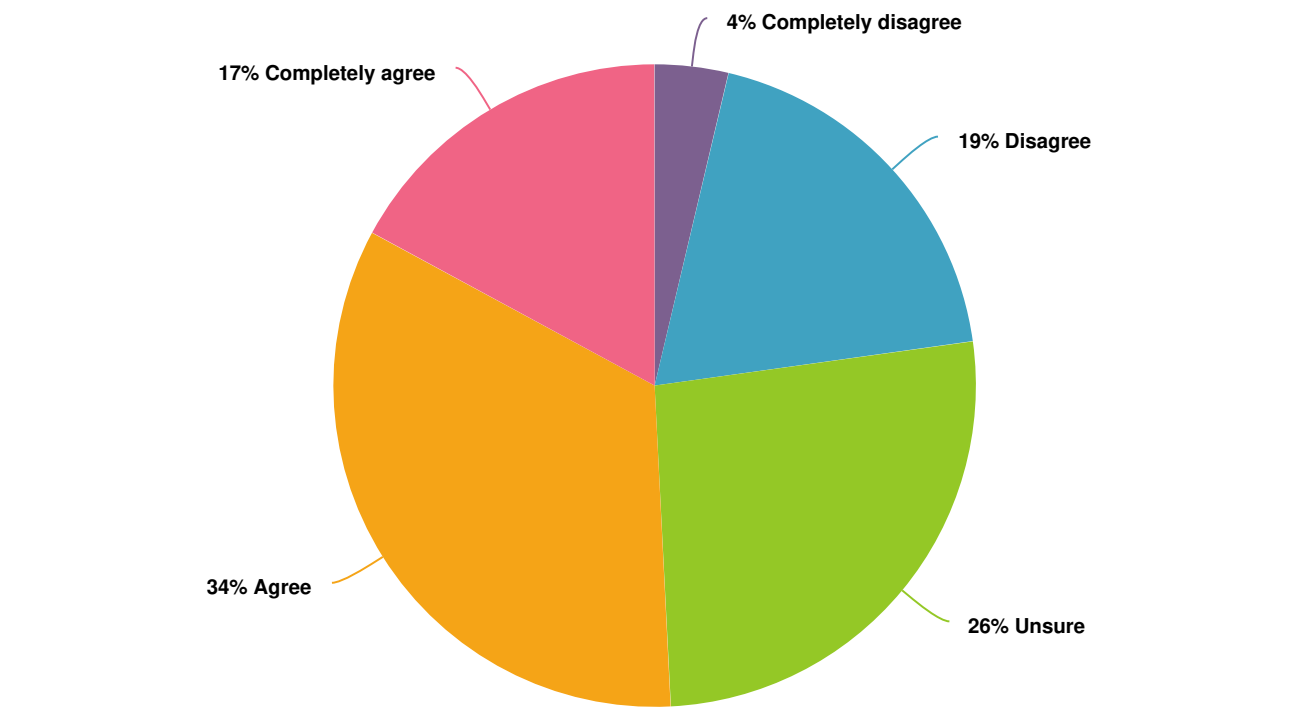


## 29. Which of the following indicate an overdose? (Select all that apply)



Value		Percent	Responses
Having blood-shot eyes		33.7%	459
Slow or shallow breathing		53.5%	728
Lips, hands, or feet turning blue		51.3%	699
Loss of consciousness		62.7%	854
Unresponsive		62.7%	854
Deep snoring		27.2%	370
Very small pupils		26.4%	359
Agitated behavior		40.0%	545
Rapid heartbeat		37.5%	511

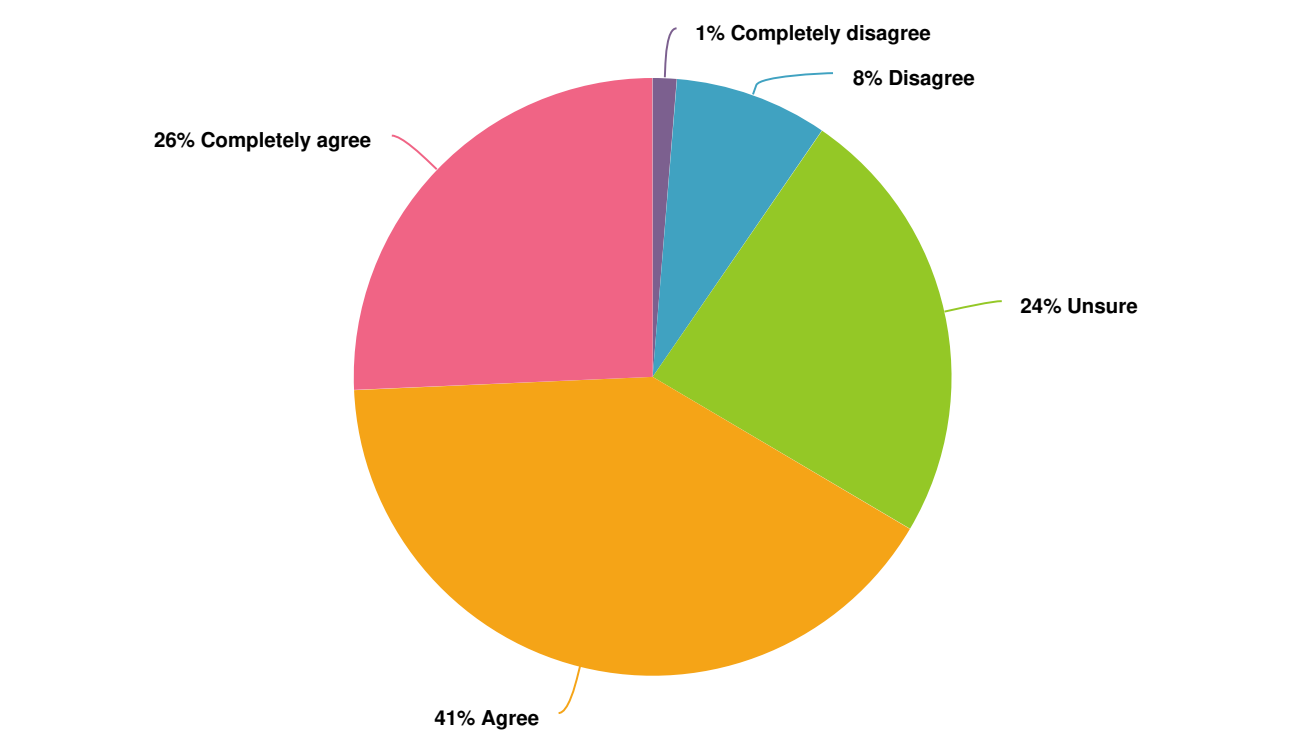
30. Everyone at risk of witnessing an overdose should be given a naloxone supply.



Value		Percent	Responses
Completely disagree	<div><div></div></div>	3.7%	50
Disagree	<div><div></div></div>	19.1%	259
Unsure	<div><div></div></div>	26.4%	358
Agree	<div><div></div></div>	33.7%	456
Completely agree	<div><div></div></div>	17.1%	232

Totals: 1,355

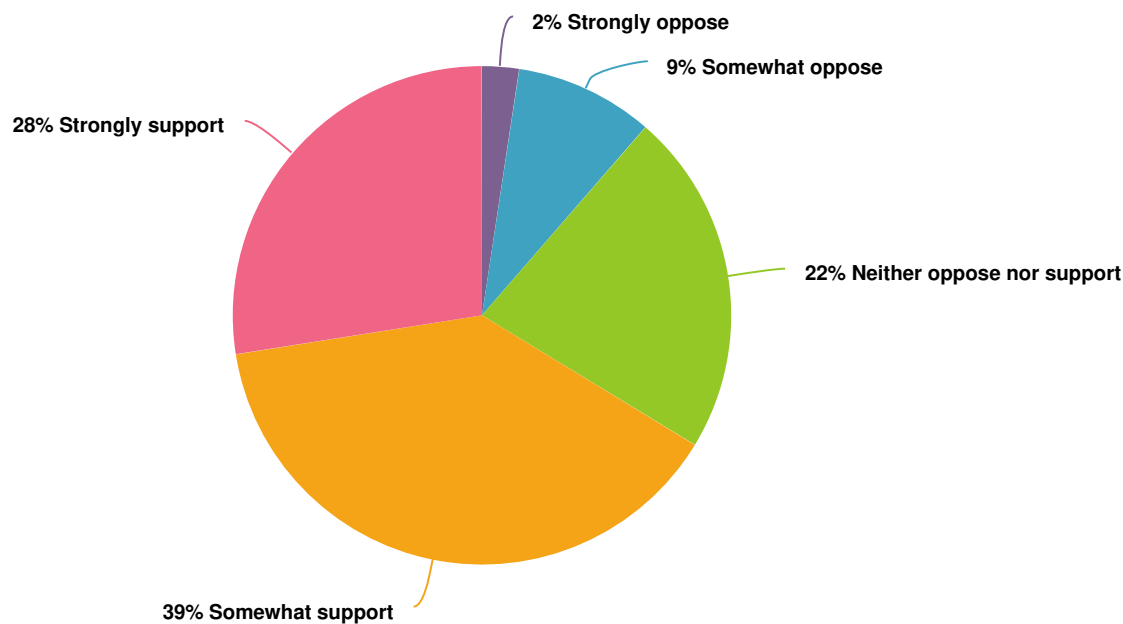
31. If I witnessed a stranger having an overdose, I would help them.



Value		Percent	Responses
Completely disagree	<div><div></div></div>	1.3%	18
Disagree	<div><div></div></div>	8.3%	111
Unsure	<div><div></div></div>	23.9%	320
Agree	<div><div></div></div>	40.8%	547
Completely agree	<div><div></div></div>	25.7%	345

Totals: 1,341

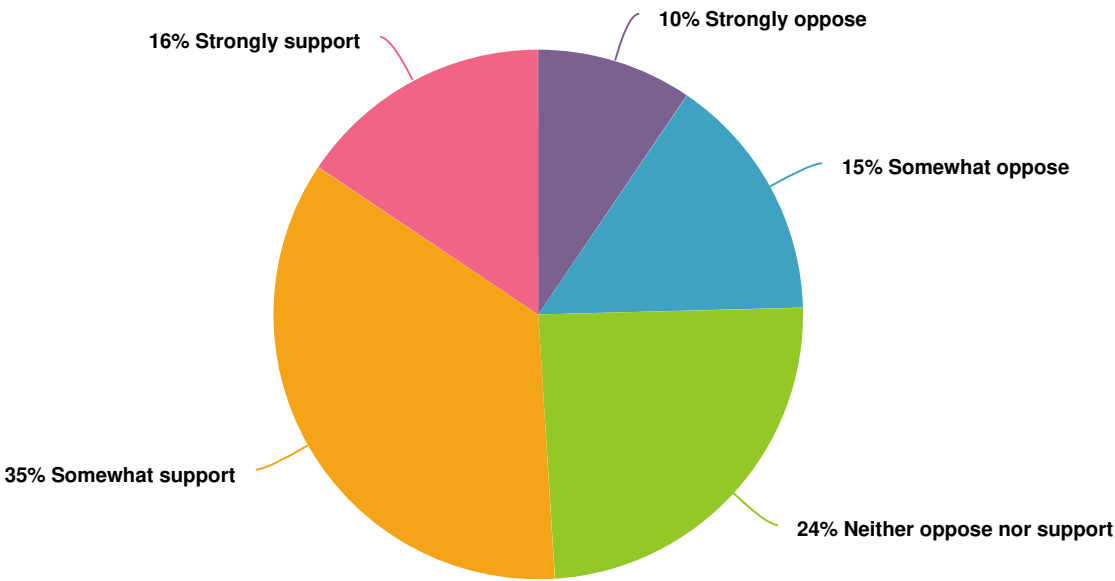
32. Harm reduction strategies are public health programs that reduce the harms related to drug use. Supporters generally think these programs can significantly reduce death and the transmission of disease among people who use drugs, and that these programs can bring them into contact with public health or other services to act as a ‘bridge to recovery’. However, some individuals argue that harm reduction programs encourage drug use and should not be used. Do you support or oppose harm reduction strategies for people who use drugs?



Value		Percent	Responses
Strongly oppose	<div><div></div></div>	2.4%	32
Somewhat oppose	<div><div></div></div>	9.0%	121
Neither oppose nor support	<div><div></div></div>	22.3%	300
Somewhat support	<div><div></div></div>	38.8%	521
Strongly support	<div><div></div></div>	27.5%	369

Totals: 1,343

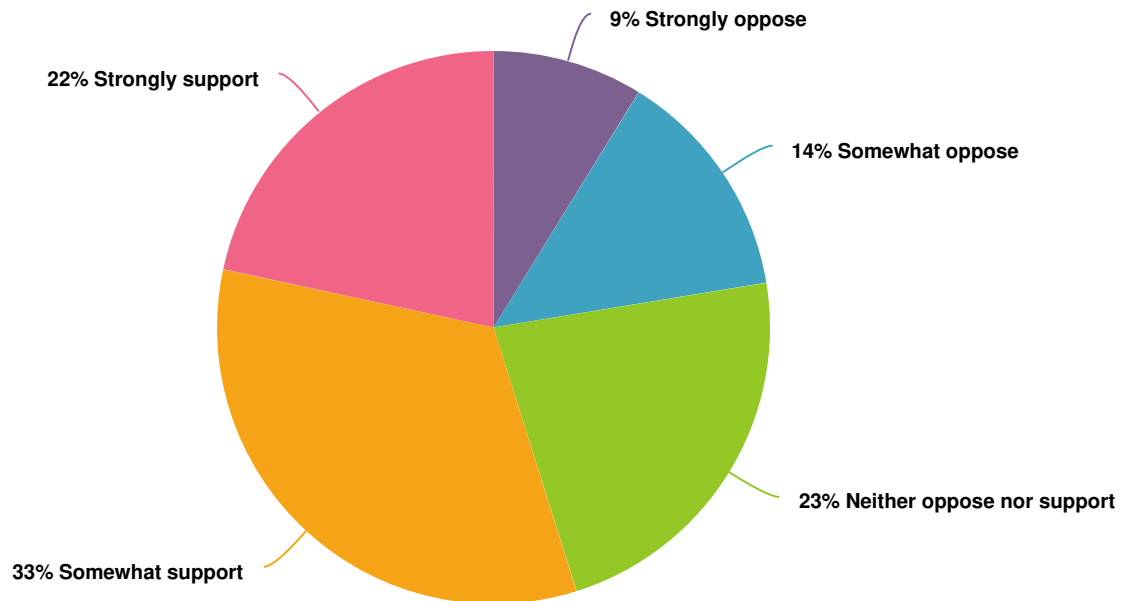
33. “Safe Consumption Sites” are places where people who use drugs can bring in previously purchased opioids and other drugs and legally use them under medical supervision. These sites have been suggested in a number of different locations as a way to address the opioid epidemic. Do you support or oppose safe consumption sites?








Value		Percent	Responses
Strongly oppose	<div><div></div></div>	9.5%	128
Somewhat oppose	<div><div></div></div>	15.1%	203
Neither oppose nor support	<div><div></div></div>	24.4%	329
Somewhat support	<div><div></div></div>	35.4%	477
Strongly support	<div><div></div></div>	15.6%	210

Totals: 1,347

34. In 2015, more than 39,000 people were newly diagnosed with HIV. Injection drug use has been a leading risk factor for HIV over the past 25 years. “Syringe services programs” are programs where injection drug users can get sterile syringes while safely disposing of used ones. Do you support or oppose syringe services programs?

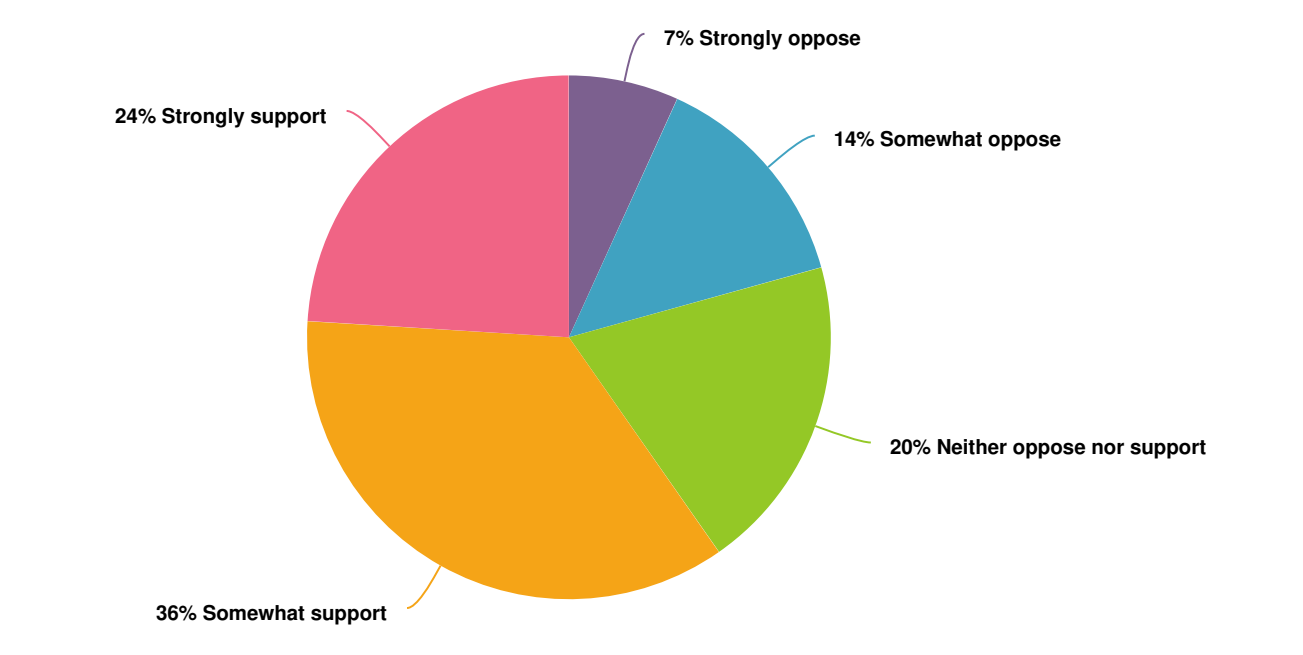


Value		Percent	Responses
Strongly oppose		8.8%	118
Somewhat oppose		13.6%	183
Neither oppose nor support		22.7%	305
Somewhat support		33.2%	446
Strongly support		21.6%	290

Totals: 1,342

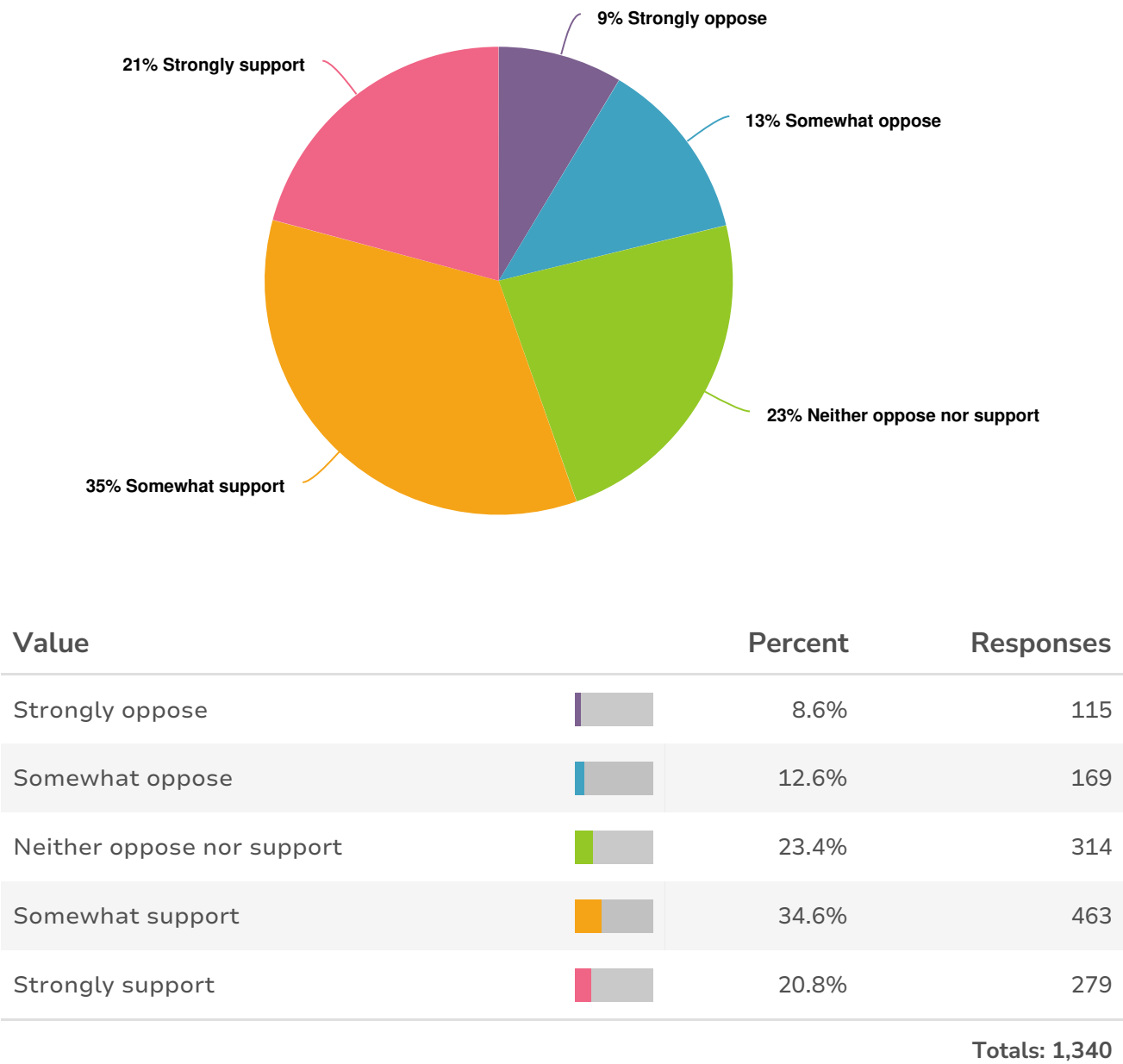


35. Needle distribution programs provide clean needles to people who use drugs and encourage safe disposal of used needles in order to prevent needle sharing, which can spread infectious diseases. Do you support or oppose needle distribution programs?

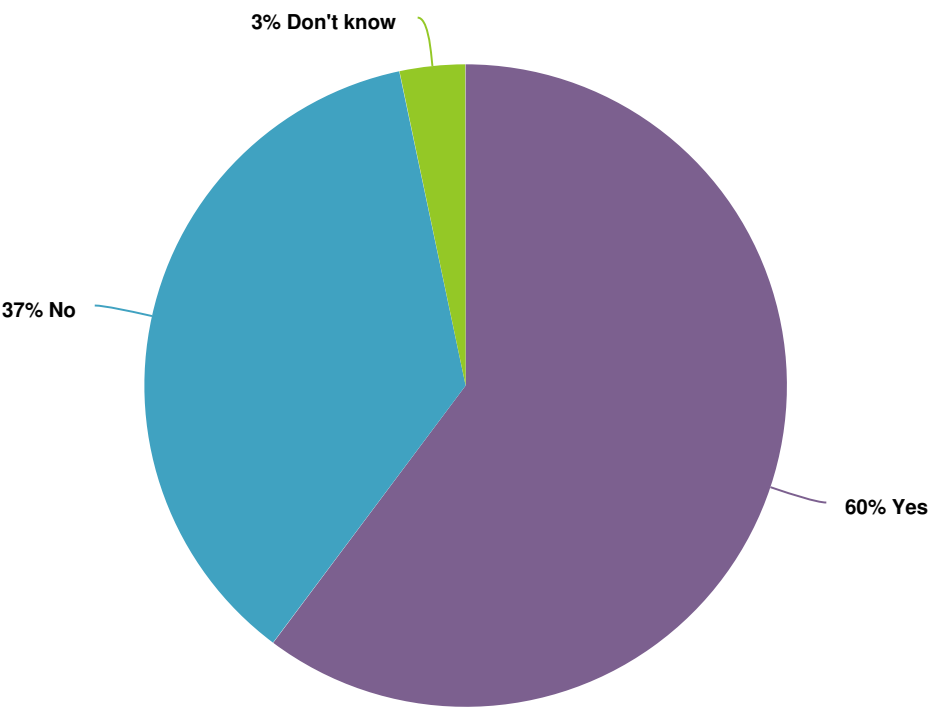


Value		Percent	Responses
Strongly oppose	<div><div></div></div>	6.8%	91
Somewhat oppose	<div><div></div></div>	13.9%	186
Neither oppose nor support	<div><div></div></div>	19.6%	263
Somewhat support	<div><div></div></div>	35.7%	479
Strongly support	<div><div></div></div>	24.0%	322
Totals: 1,341			

36. Do you support or oppose the idea that there should be needle distribution services in your community to help people who use drugs?



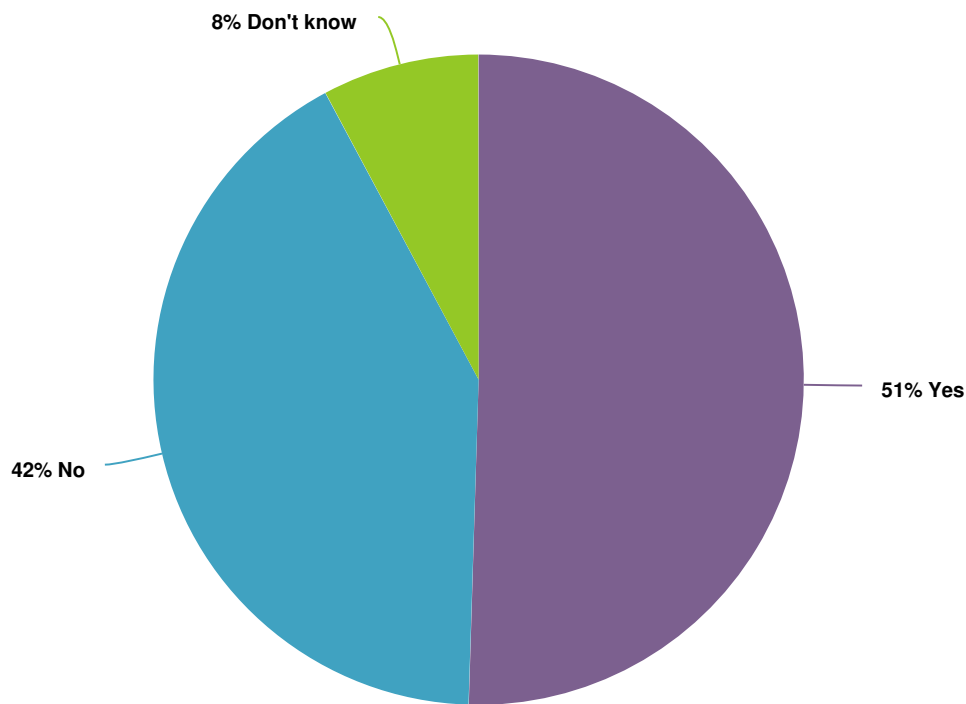
37. Have you ever had a family member or close friend who currently or has previously had a problem with substance use disorder?



Value		Percent	Responses
Yes	<div><div></div><div></div></div>	60.3%	828
No	<div><div></div><div></div></div>	36.5%	501
Don't know	<div><div></div><div></div></div>	3.3%	45

Totals: 1,374

38. Have you ever had a family member or close friend who has faced stigma or discrimination due to a substance use disorder?



Value		Percent	Responses
Yes	<div><div></div></div>	50.5%	693
No	<div><div></div></div>	41.7%	573
Don't know	<div><div></div></div>	7.8%	107
Totals: 1,373			

# Individual SUD- All Responses

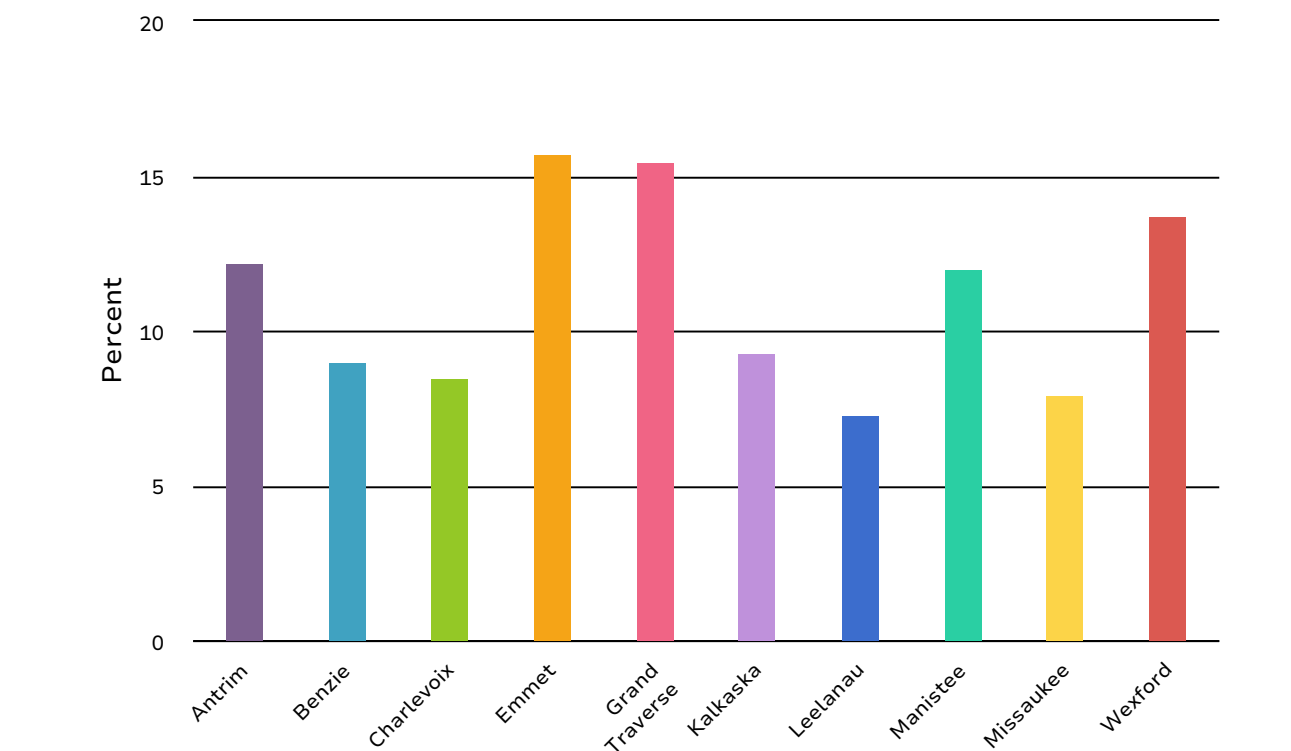
November 2022

## Response Counts

Completion Rate:	100%	<div></div>	
	Complete	<div></div>	343

Totals: 343

1. What county do you live and/or work in? (Please select all that apply)

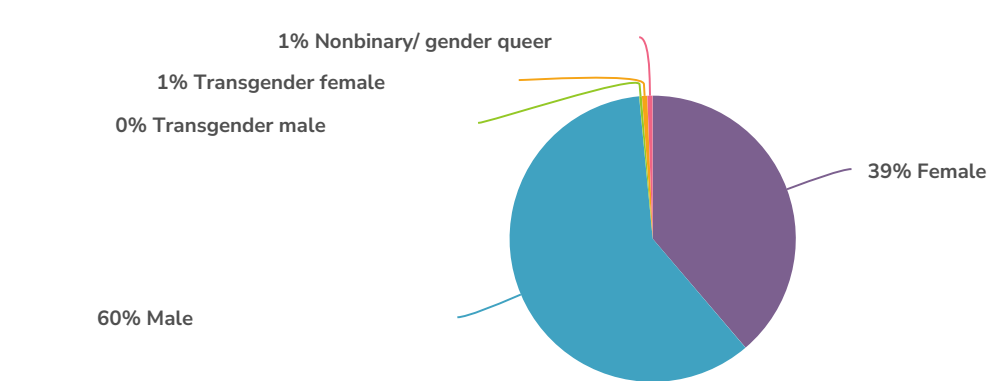


Value		Percent	Responses
Antrim	<div><div></div></div>	12.2%	42
Benzie	<div><div></div></div>	9.0%	31
Charlevoix	<div><div></div></div>	8.5%	29
Emmet	<div><div></div></div>	15.7%	54
Grand Traverse	<div><div></div></div>	15.5%	53
Kalkaska	<div><div></div></div>	9.3%	32
Leelanau	<div><div></div></div>	7.3%	25
Manistee	<div><div></div></div>	12.0%	41
Missaukee	<div><div></div></div>	7.9%	27
Wexford	<div><div></div></div>	13.7%	47

Other - Write In	Count
Totals	0



2. What is your gender identity?



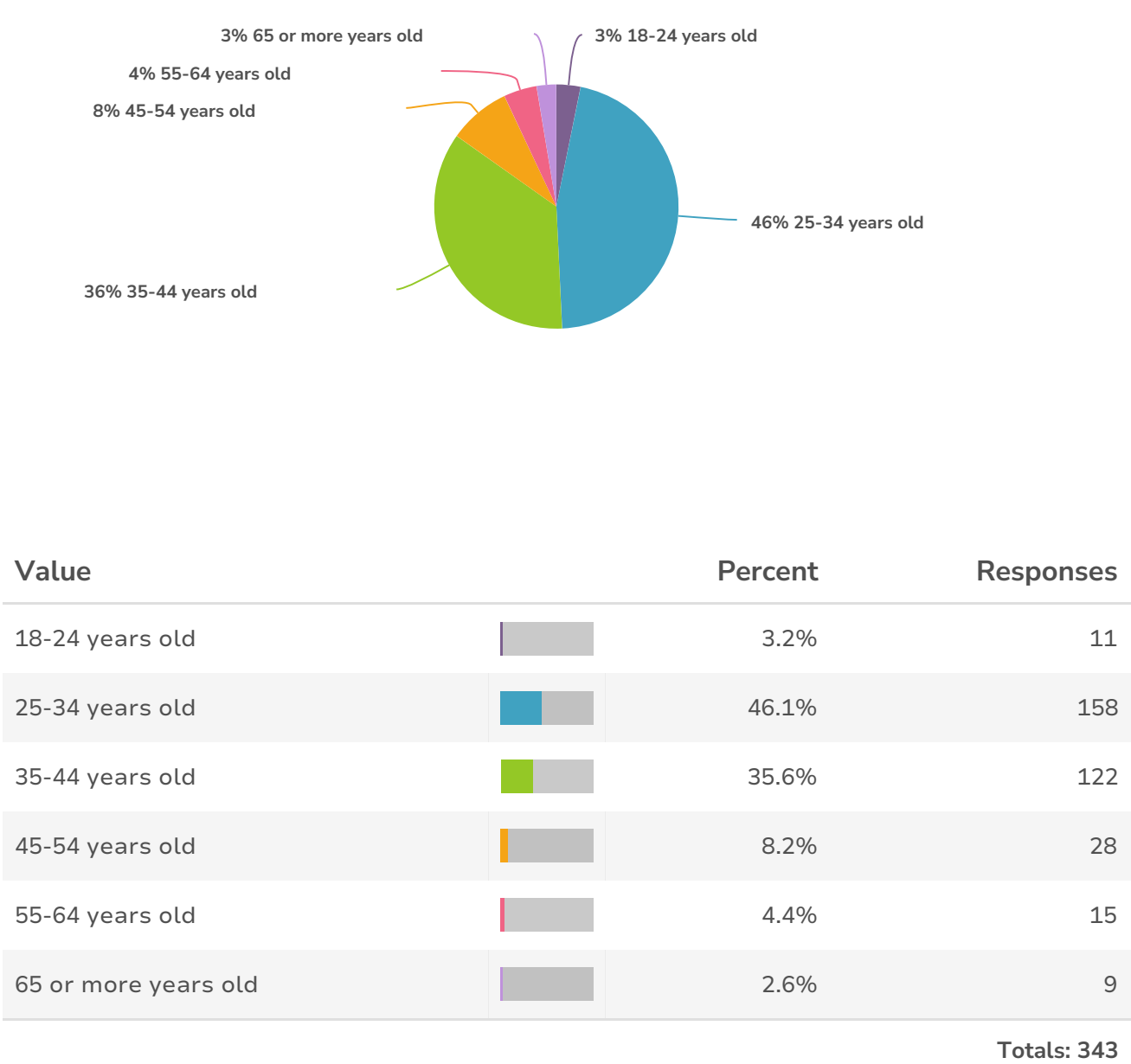
Value		Percent	Responses
Female	<div><div></div><div></div></div>	38.8%	133
Male	<div><div></div><div></div></div>	59.8%	205
Transgender male	<div><div></div><div></div></div>	0.3%	1
Transgender female	<div><div></div><div></div></div>	0.6%	2
Nonbinary/ gender queer	<div><div></div><div></div></div>	0.6%	2

Totals: 343

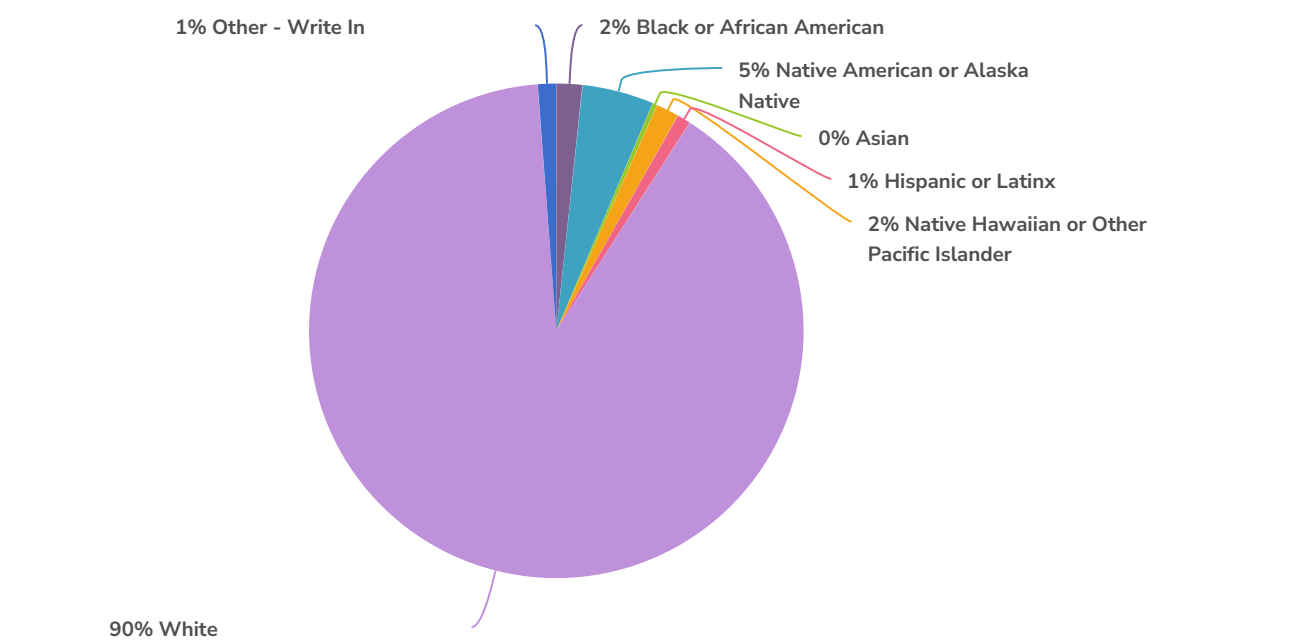
Other - Write In	Count
Totals	0



3. Which of the following age ranges do you fall into?



4. Please indicate your race/ethnicity (select all that apply):

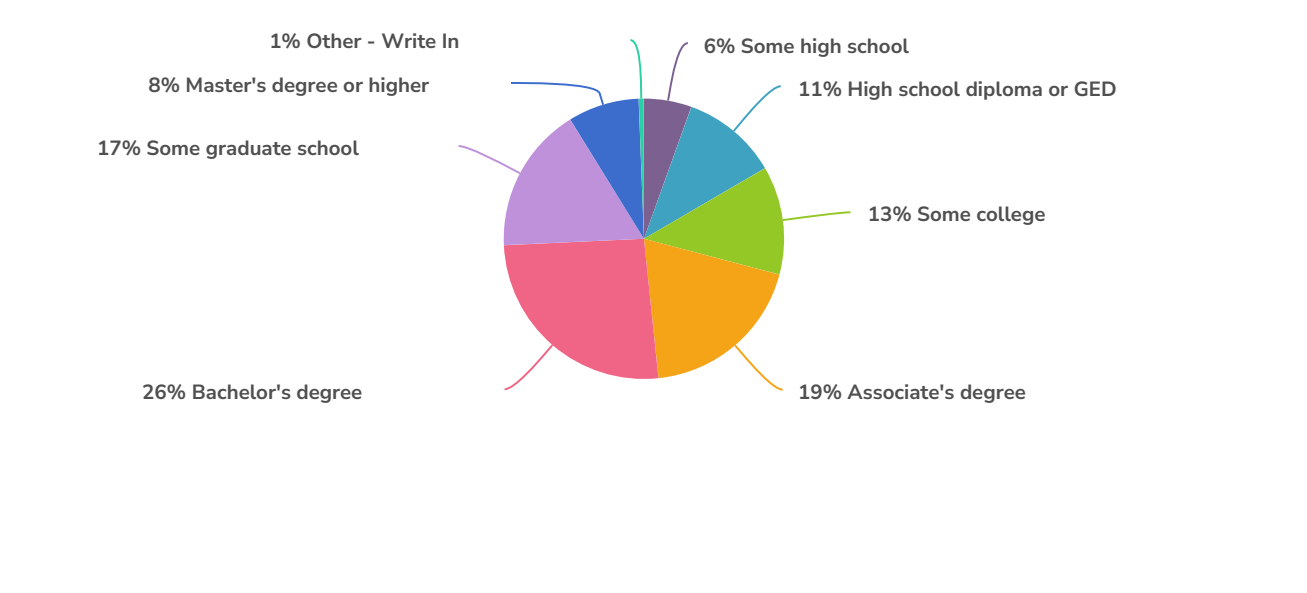


Value		Percent	Responses
Black or African American	<div></div>	1.7%	6
Native American or Alaska Native	<div></div>	4.7%	16
Asian	<div></div>	0.3%	1
Native Hawaiian or Other Pacific Islander	<div></div>	1.5%	5
Hispanic or Latinx	<div></div>	0.9%	3
White	<div></div>	89.8%	308
Other - Write In	<div></div>	1.2%	4

Totals: 343

Other - Write In	Count
Human	1
Native American	1
Unknown	1
Totals	3

5. What level of education have you completed?

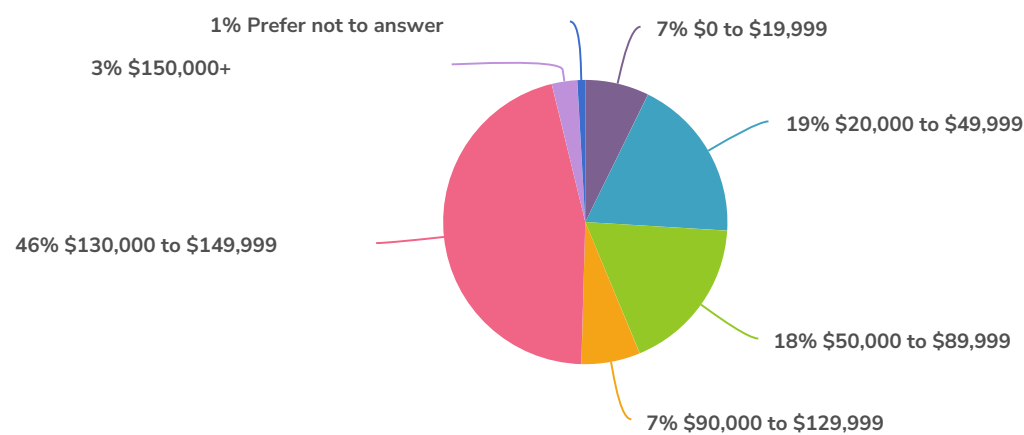


Value		Percent	Responses
Some high school	<div><div></div></div>	5.5%	19
High school diploma or GED	<div><div></div></div>	11.1%	38
Some college	<div><div></div></div>	12.5%	43
Associate's degree	<div><div></div></div>	19.2%	66
Bachelor's degree	<div><div></div></div>	25.9%	89
Some graduate school	<div><div></div></div>	16.9%	58
Master's degree or higher	<div><div></div></div>	8.2%	28
Other - Write In	<div><div></div></div>	0.6%	2

Totals: 343

Other - Write In	Count
College certification (3 programs)	1
Licensed cosmetologist	1
Totals	2

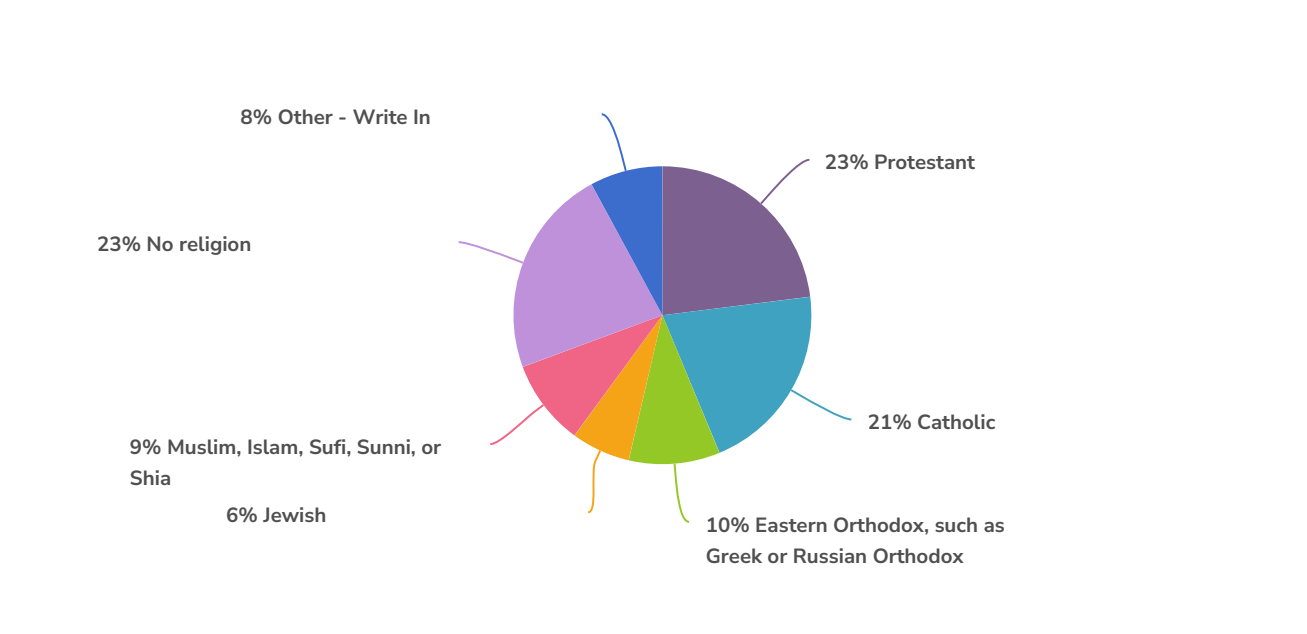
6. What is your annual household income?



Value		Percent	Responses
\$0 to \$19,999	<div><div></div></div>	7.3%	25
\$20,000 to \$49,999	<div><div></div></div>	18.7%	64
\$50,000 to \$89,999	<div><div></div></div>	17.8%	61
\$90,000 to \$129,999	<div><div></div></div>	6.7%	23
\$130,000 to \$149,999	<div><div></div></div>	45.8%	157
\$150,000+	<div><div></div></div>	2.9%	10
Prefer not to answer	<div><div></div></div>	0.9%	3

Totals: 343

7. What is your religious preference?

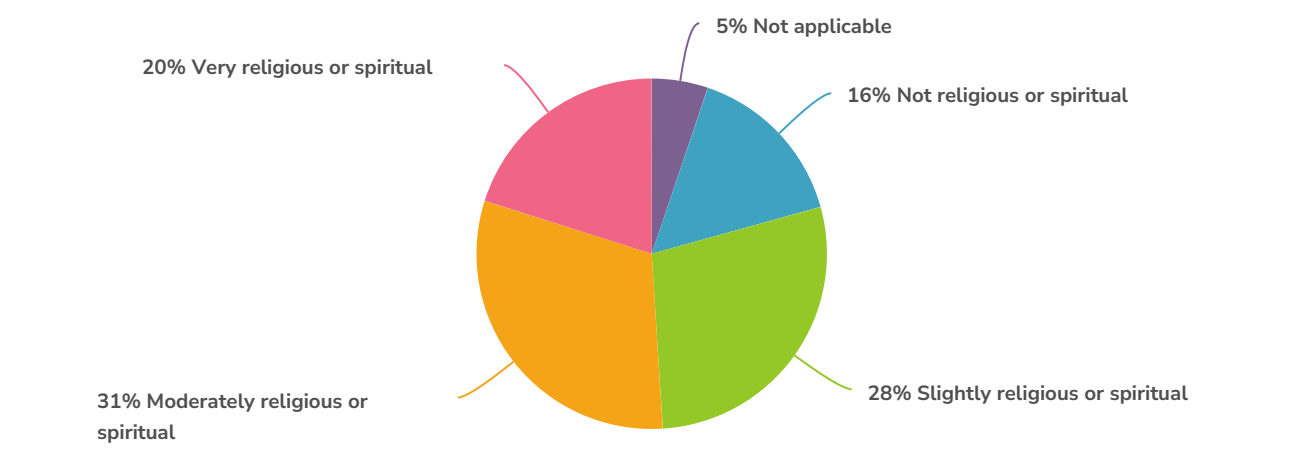


Value		Percent	Responses
Protestant	<div><div></div></div>	23.0%	79
Catholic	<div><div></div></div>	20.7%	71
Eastern Orthodox, such as Greek or Russian Orthodox	<div><div></div></div>	9.9%	34
Jewish	<div><div></div></div>	6.4%	22
Muslim, Islam, Sufi, Sunni, or Shia	<div><div></div></div>	9.3%	32
No religion	<div><div></div></div>	22.7%	78
Other - Write In	<div><div></div></div>	7.9%	27
Totals: 343			

Other - Write In	Count
Christian	5
Pagan	3
Christian	2
Lutheran	2
Spiritual	2
Agnostic	1
Believe in a higher power	1
Christaun	1
God	1
Methodist	1
New Age, Pagan, indigenous Spirituality	1
Overall Christian views	1
Pentecostal	1
Spiritual	1
Spiritual/ native traditional	1
Spirituality	1
Unitarian Universalist	1
Totals	26



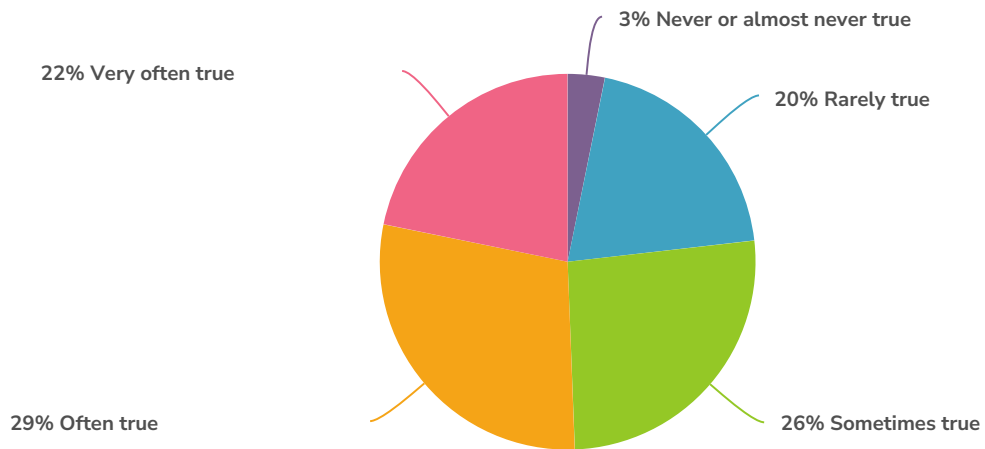
8. To what level do you consider yourself to be religious or spiritual?



Value		Percent	Responses
Not applicable	<div><div></div></div>	5.2%	18
Not religious or spiritual	<div><div></div></div>	15.5%	53
Slightly religious or spiritual	<div><div></div></div>	28.3%	97
Moderately religious or spiritual	<div><div></div></div>	30.9%	106
Very religious or spiritual	<div><div></div></div>	20.1%	69

Totals: 343

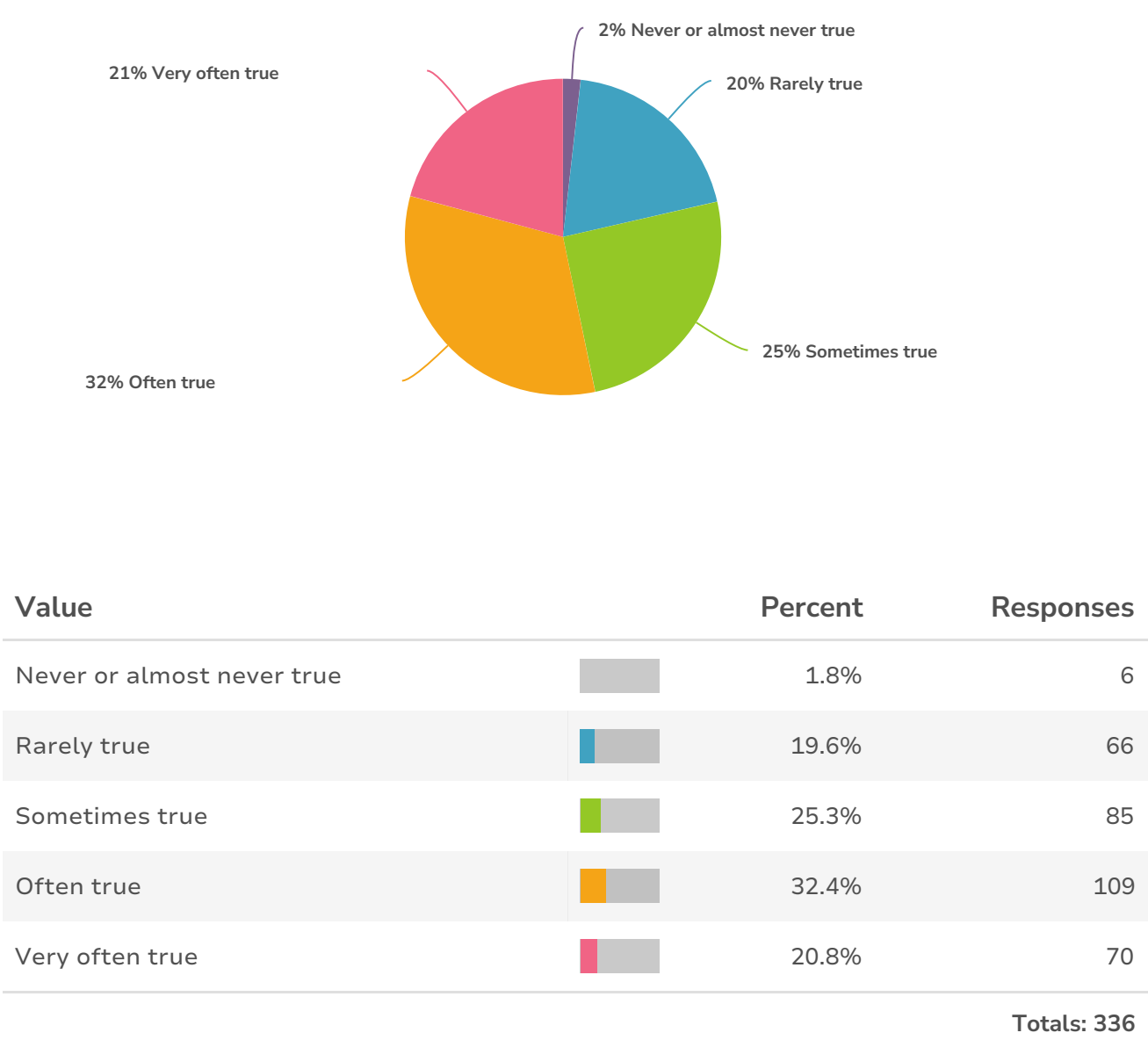
## 9. I am open about my substance use history with most people.



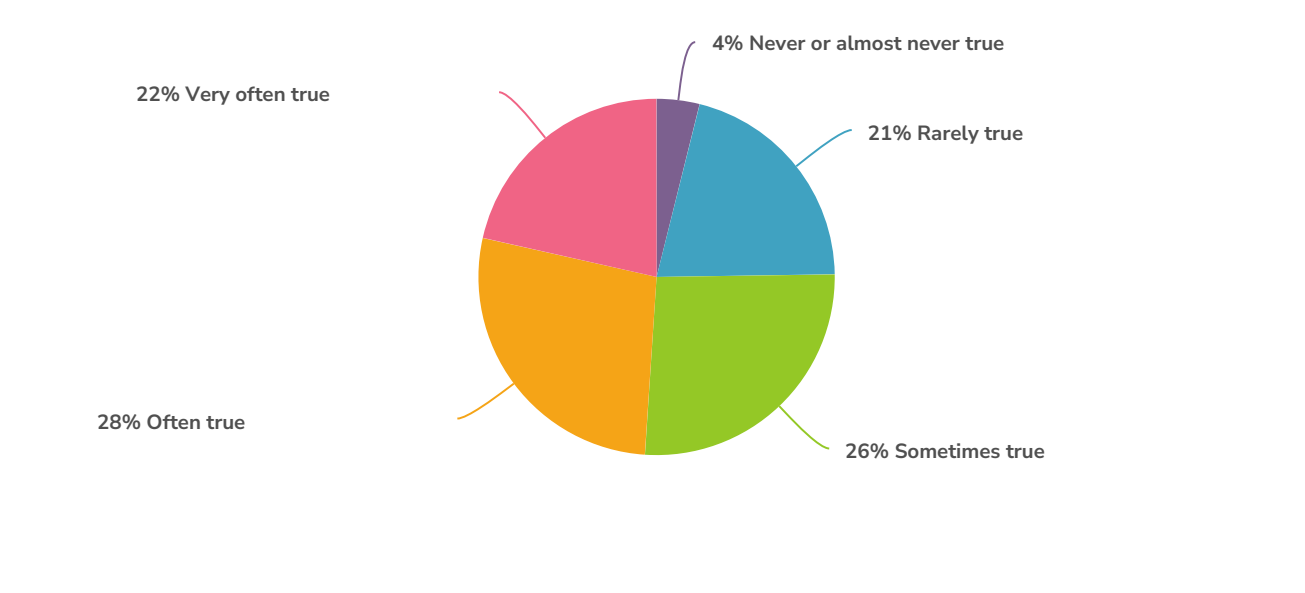
Value		Percent	Responses
Never or almost never true	<div><div></div></div>	3.2%	11
Rarely true	<div><div></div></div>	20.0%	68
Sometimes true	<div><div></div></div>	26.2%	89
Often true	<div><div></div></div>	28.8%	98
Very often true	<div><div></div></div>	21.8%	74

Totals: 340

10. I can set a direction for my life, even if I feel hopeless.



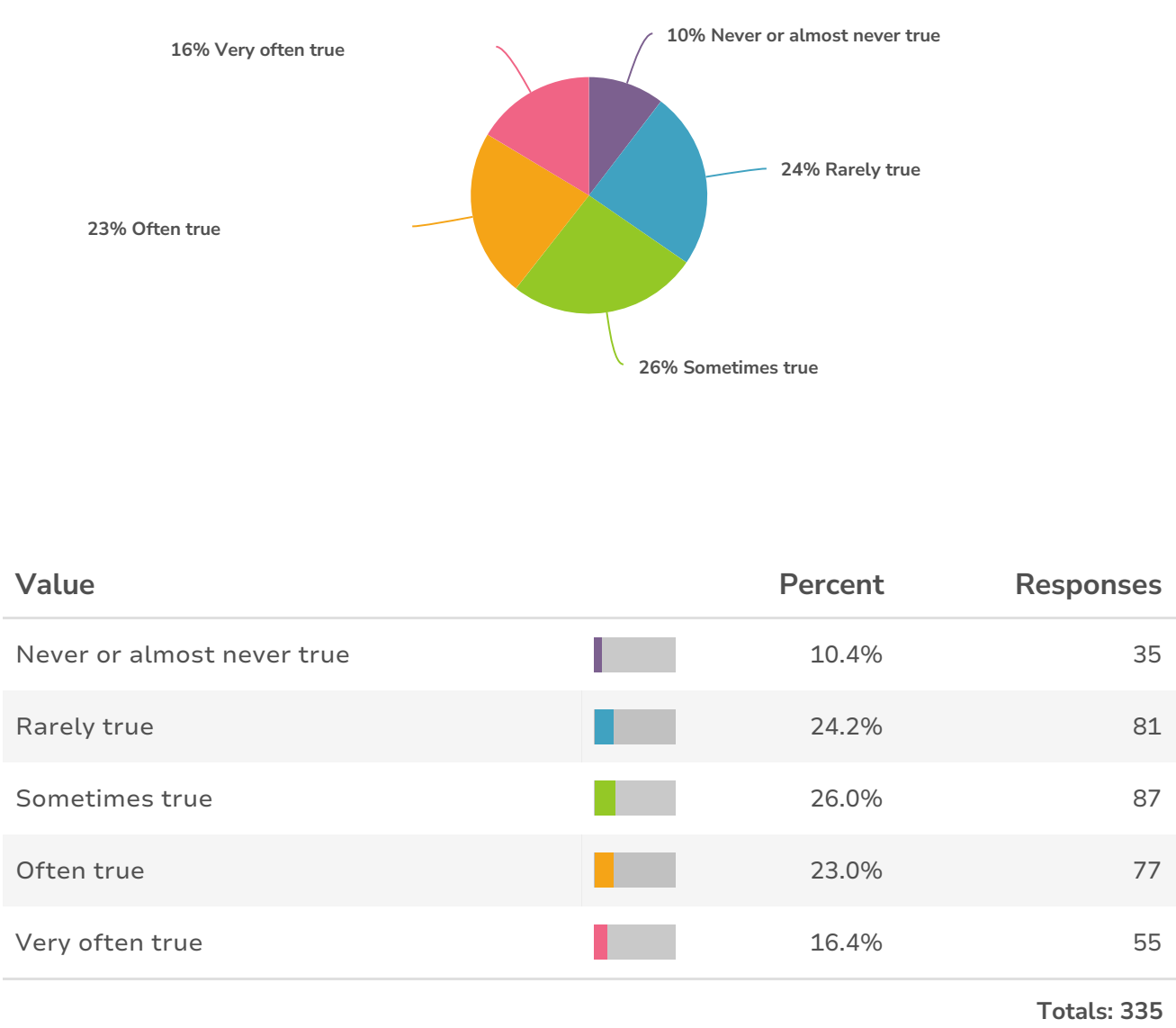
11. Even if I knew the employer didn't like to hire people in recovery, I would still apply for a job if it interested me.



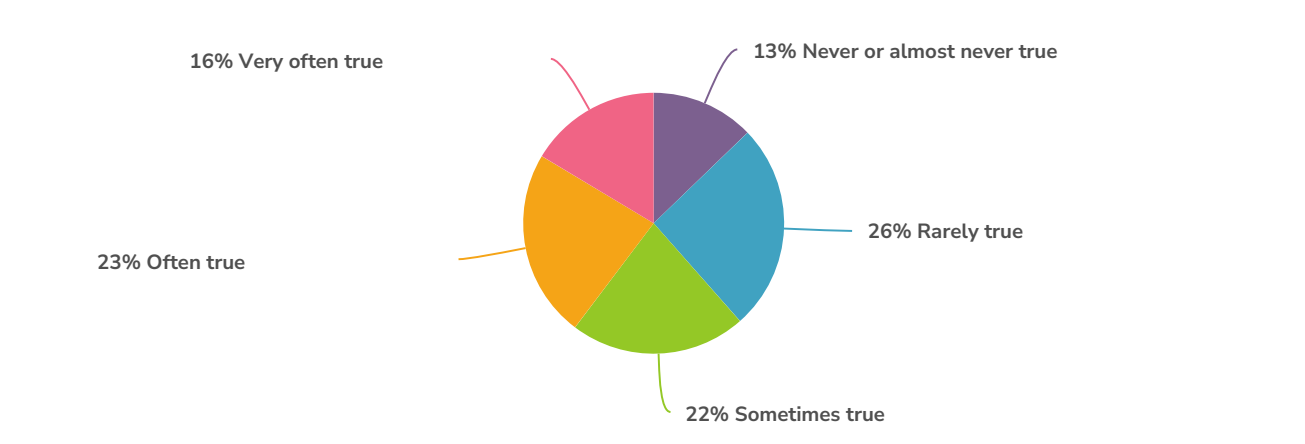
Value		Percent	Responses
Never or almost never true	<div><div></div></div>	3.9%	13
Rarely true	<div><div></div></div>	20.9%	70
Sometimes true	<div><div></div></div>	26.3%	88
Often true	<div><div></div></div>	27.5%	92
Very often true	<div><div></div></div>	21.5%	72

Totals: 335

12. I put a lot of effort into hiding my substance use history.



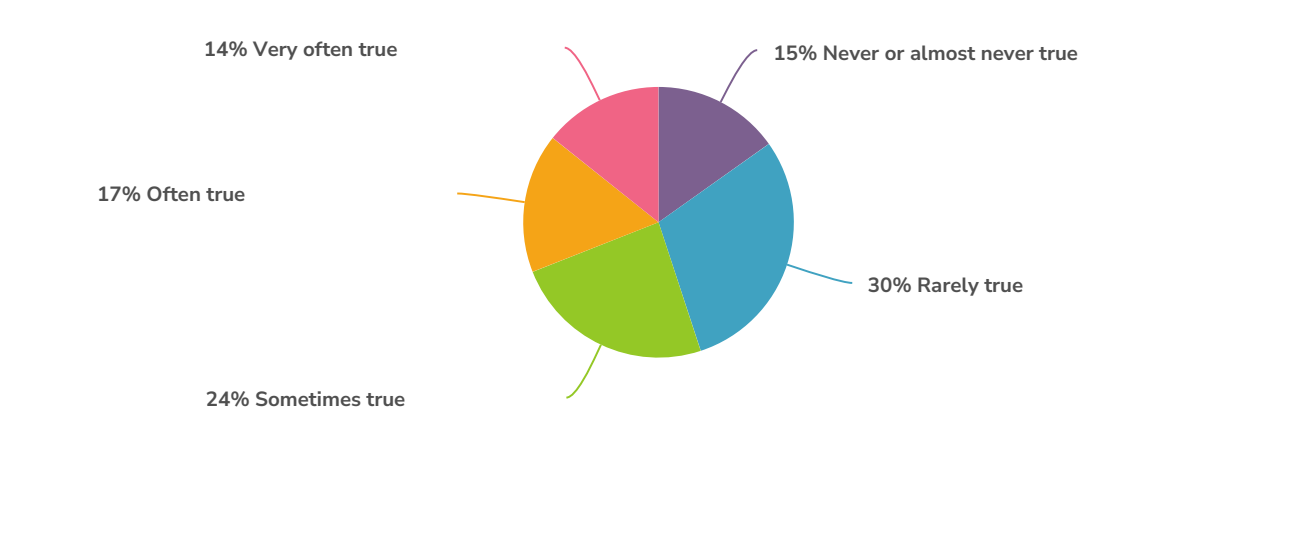
13. I would lie to people in my life about my substance use if I were sure they would never find out.



Value		Percent	Responses
Never or almost never true	<div><div></div></div>	12.8%	43
Rarely true	<div><div></div></div>	25.7%	86
Sometimes true	<div><div></div></div>	21.8%	73
Often true	<div><div></div></div>	23.3%	78
Very often true	<div><div></div></div>	16.4%	55

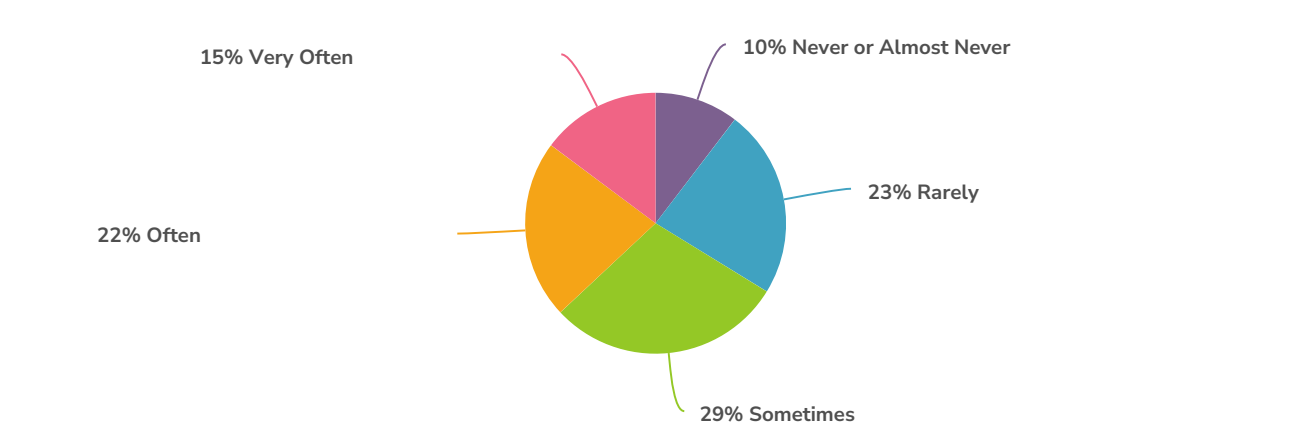
Totals: 335

14. I would be willing to sacrifice important things in my life to feel like I fit in.



Value		Percent	Responses
Never or almost never true	<div><div></div></div>	15.2%	51
Rarely true	<div><div></div></div>	29.8%	100
Sometimes true	<div><div></div></div>	24.1%	81
Often true	<div><div></div></div>	16.7%	56
Very often true	<div><div></div></div>	14.3%	48
Totals: 336			

15. I have the thought that a major reason for my substance use disorder is my own poor character.

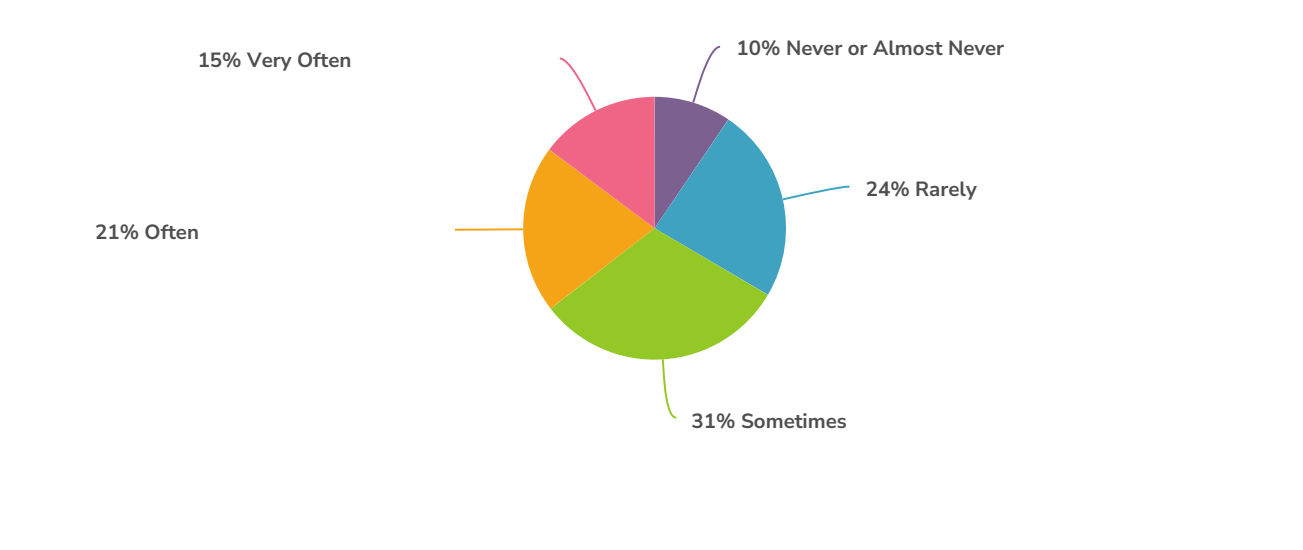


Value		Percent	Responses
Never or Almost Never	<div><div></div></div>	10.4%	35
Rarely	<div><div></div></div>	23.4%	79
Sometimes	<div><div></div></div>	29.3%	99
Often	<div><div></div></div>	22.2%	75
Very Often	<div><div></div></div>	14.8%	50

Totals: 338

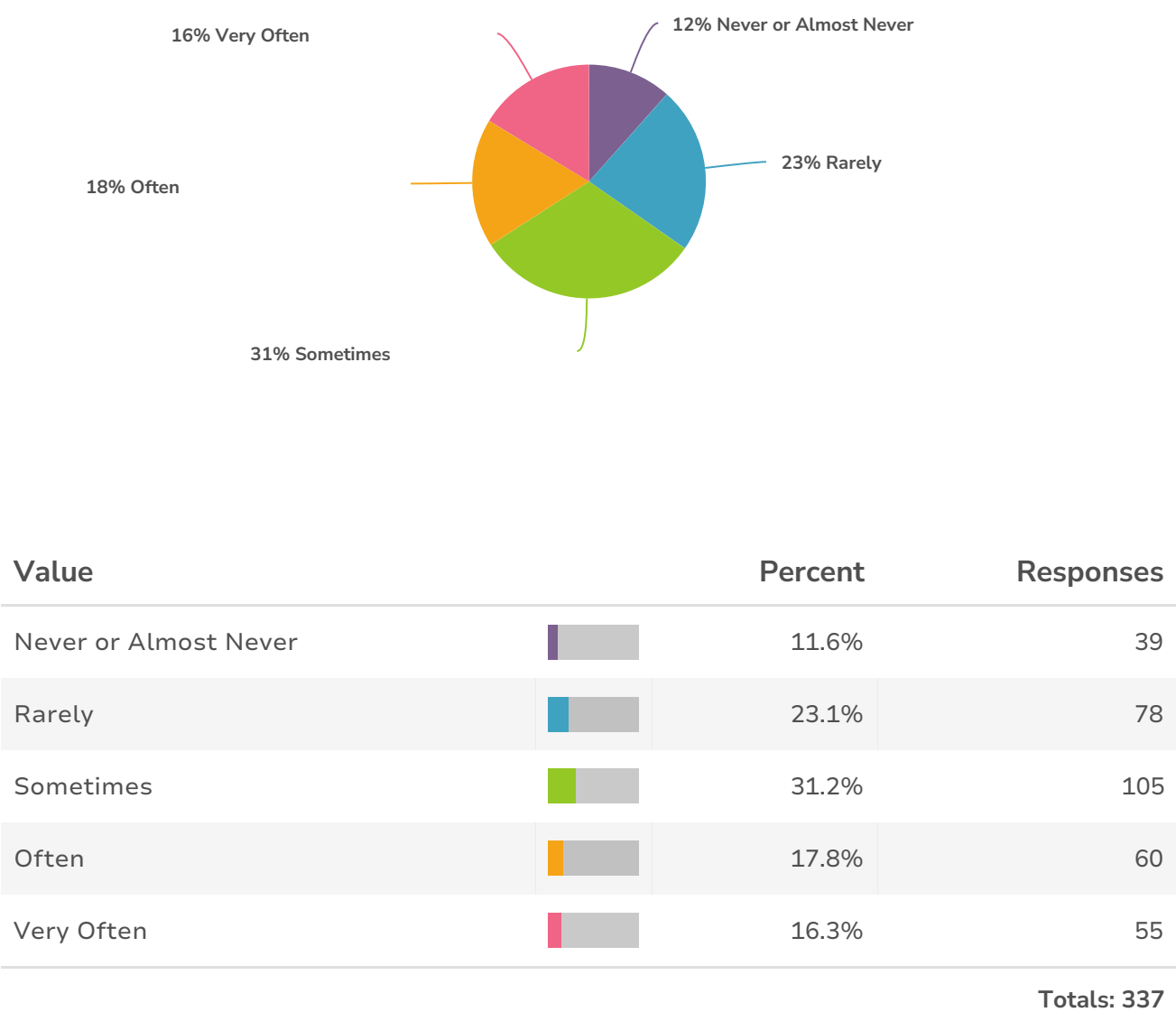


16. Being around people who don't have a substance use disorder makes me feel out of place or inadequate.

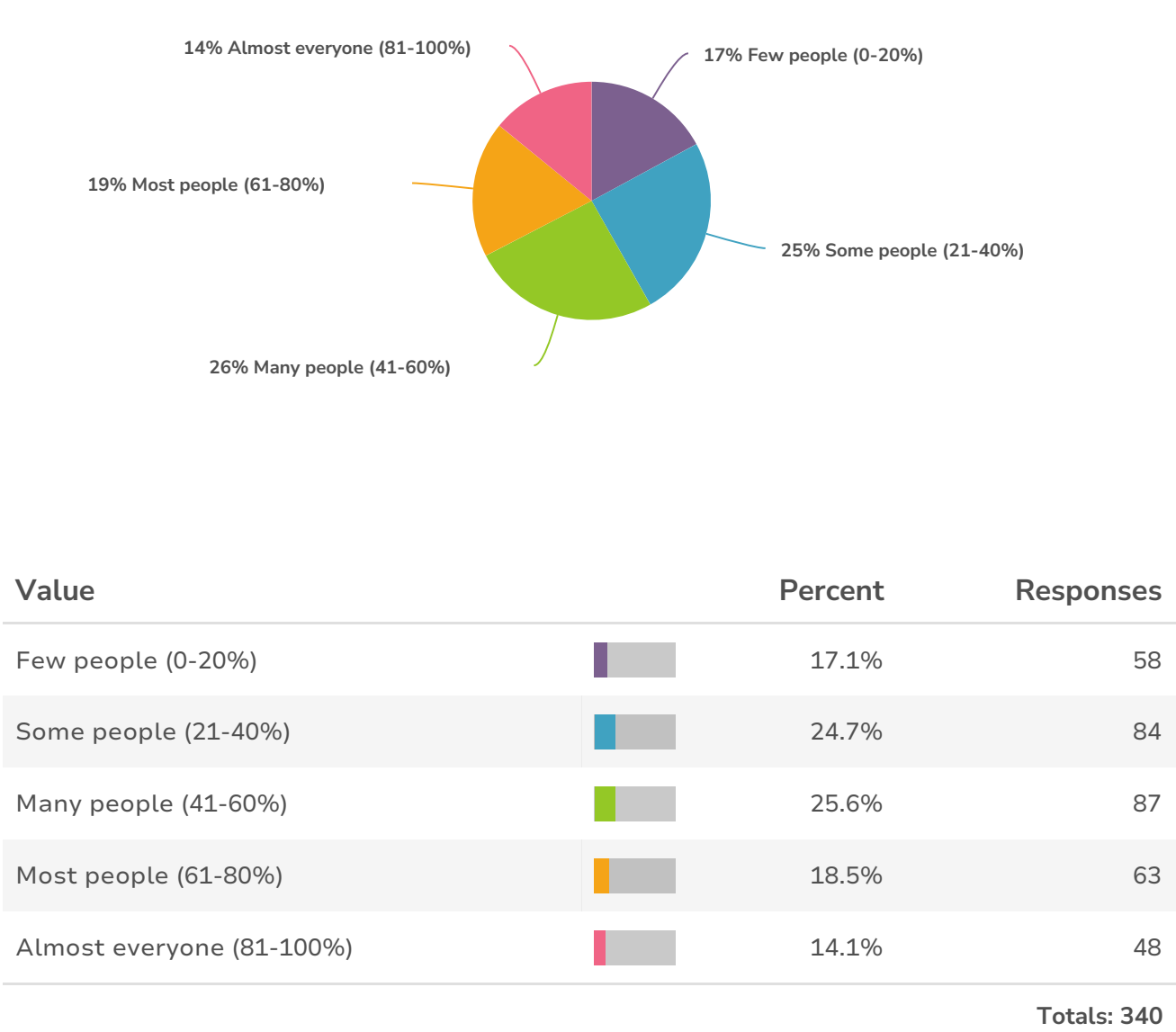


Value		Percent	Responses
Never or Almost Never	<div><div></div></div>	9.5%	32
Rarely	<div><div></div></div>	24.0%	81
Sometimes	<div><div></div></div>	31.1%	105
Often	<div><div></div></div>	20.7%	70
Very Often	<div><div></div></div>	14.8%	50
Totals: 338			

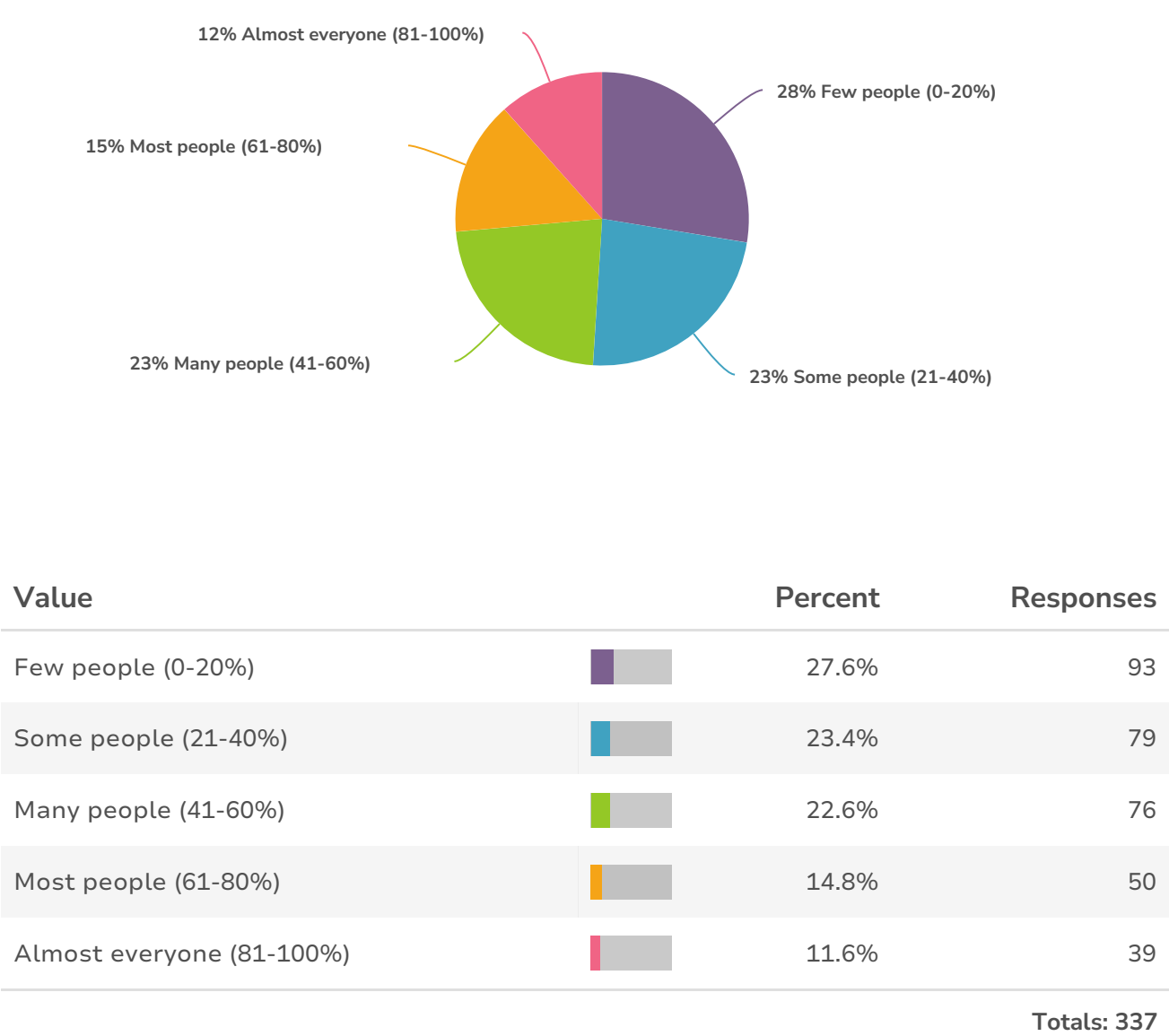
17. I have the thought that I can't be trusted.



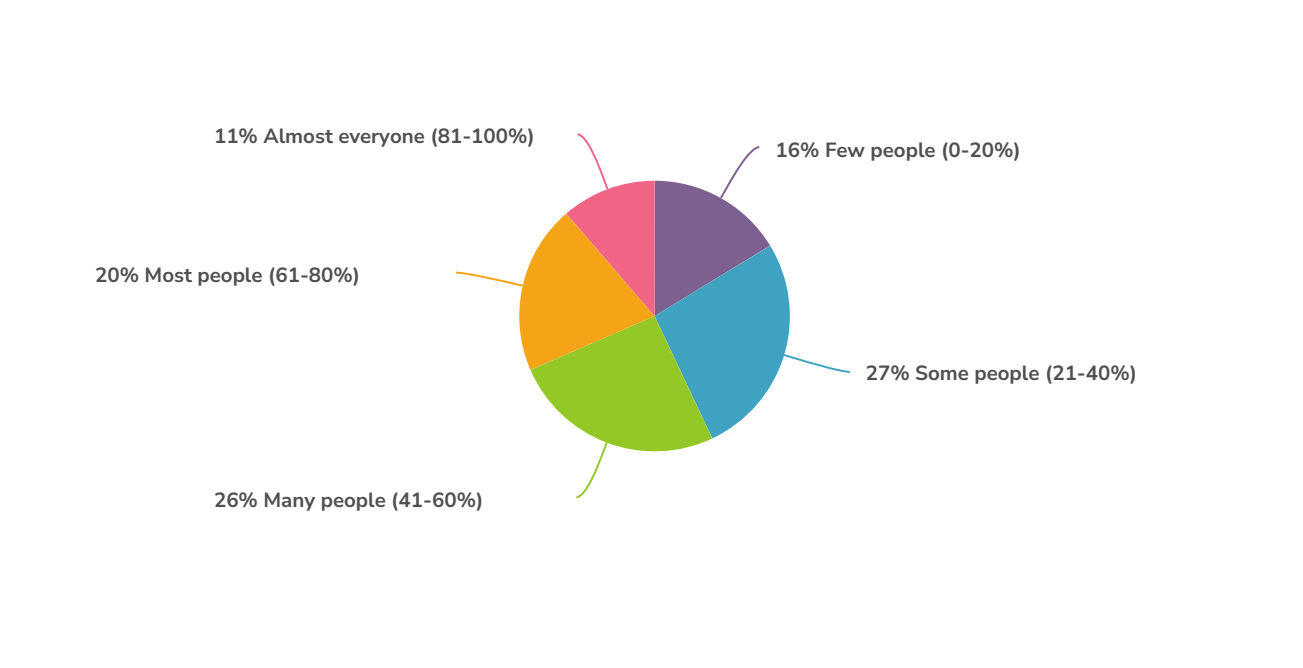
18. If someone were to find out about my history of substance use, they would doubt my character.



19. People would be scared of me if they knew about my substance use disorder.



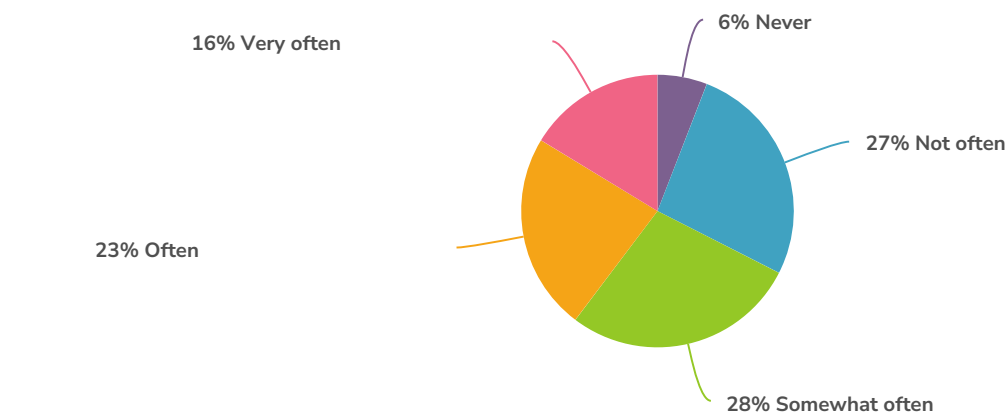
20. People think the bad things that have happened to me are my fault.



Value		Percent	Responses
Few people (0-20%)	<div><div></div></div>	16.3%	55
Some people (21-40%)	<div><div></div></div>	26.7%	90
Many people (41-60%)	<div><div></div></div>	25.5%	86
Most people (61-80%)	<div><div></div></div>	20.2%	68
Almost everyone (81-100%)	<div><div></div></div>	11.3%	38

Totals: 337

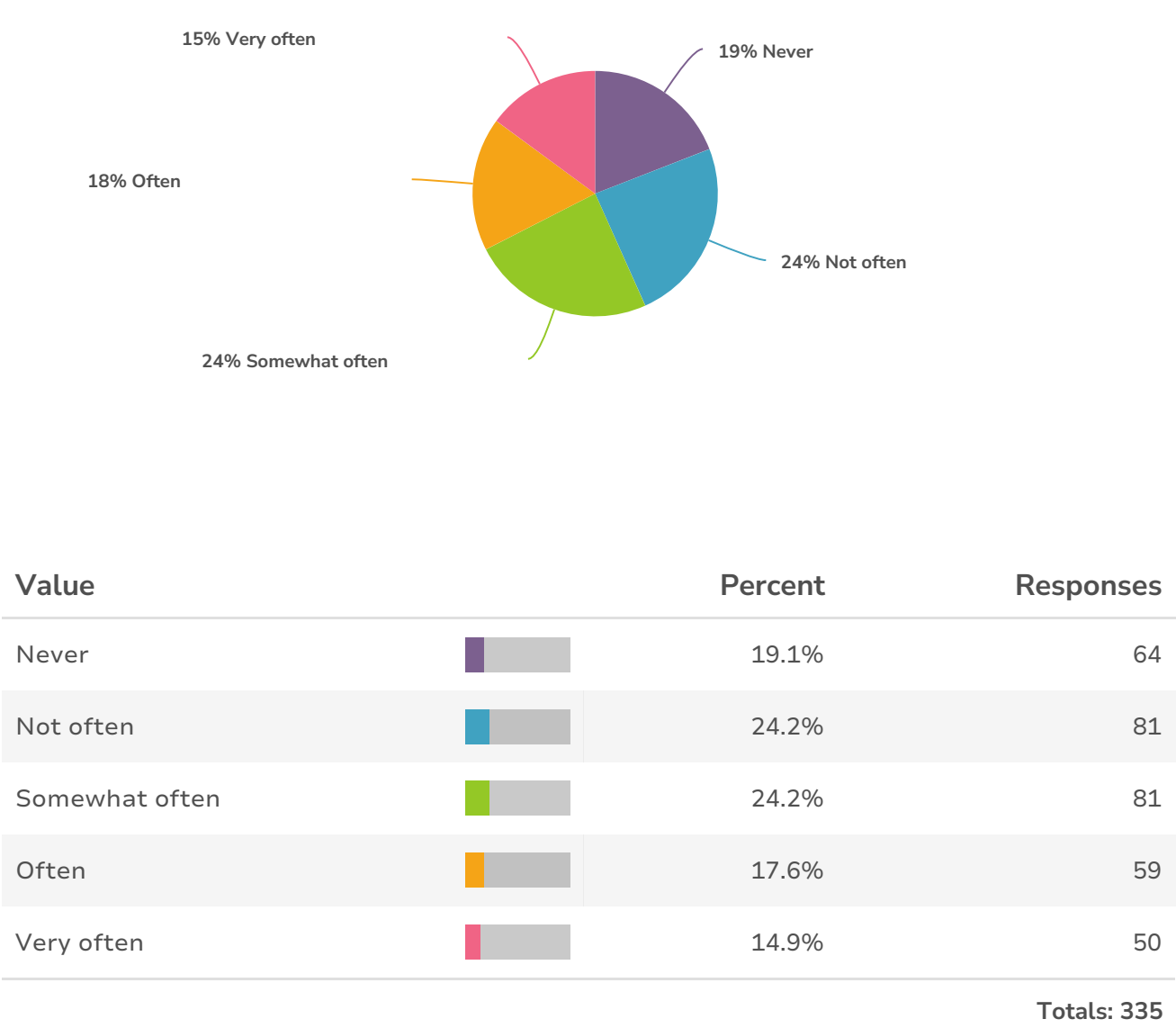
21. Family members have thought that I cannot be trusted.



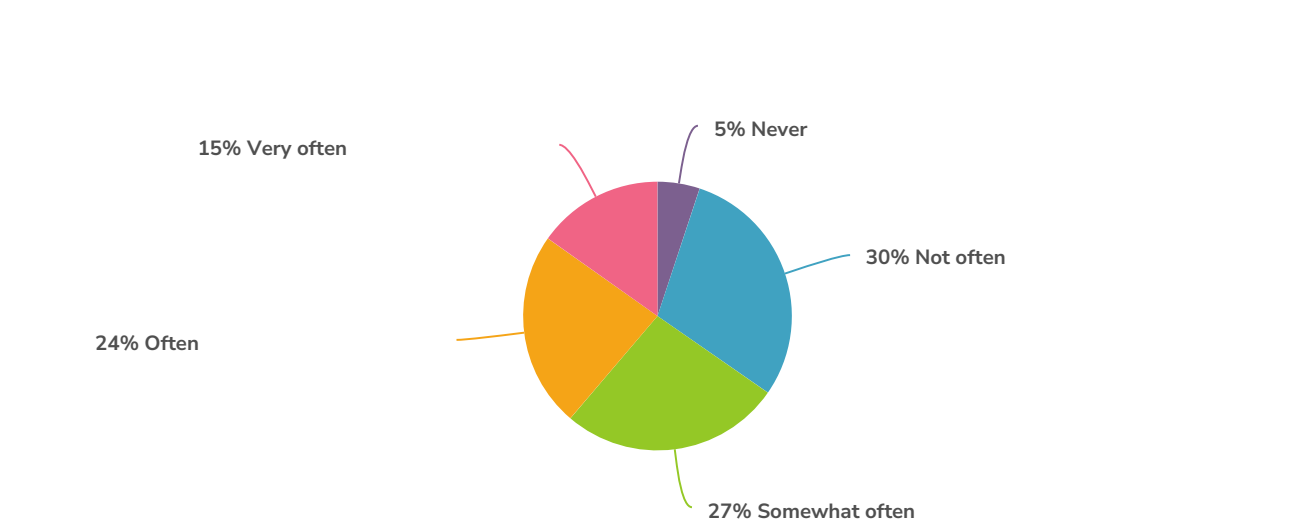
Value		Percent	Responses
Never	<div><div></div></div>	5.9%	20
Not often	<div><div></div></div>	26.6%	90
Somewhat often	<div><div></div></div>	27.8%	94
Often	<div><div></div></div>	23.4%	79
Very often	<div><div></div></div>	16.3%	55

Totals: 338

22. Employers have thought that I am still using drugs.



23. Healthcare workers have not listened to my concerns.

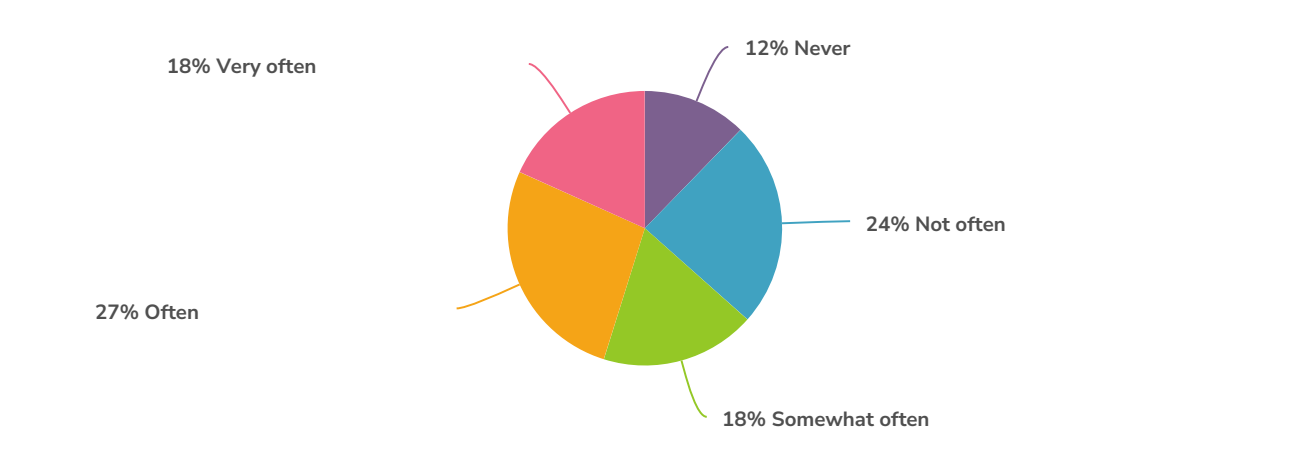


Value		Percent	Responses
Never	<div><div></div></div>	5.1%	17
Not often	<div><div></div></div>	29.6%	99
Somewhat often	<div><div></div></div>	26.6%	89
Often	<div><div></div></div>	23.6%	79
Very often	<div><div></div></div>	15.2%	51

Totals: 335

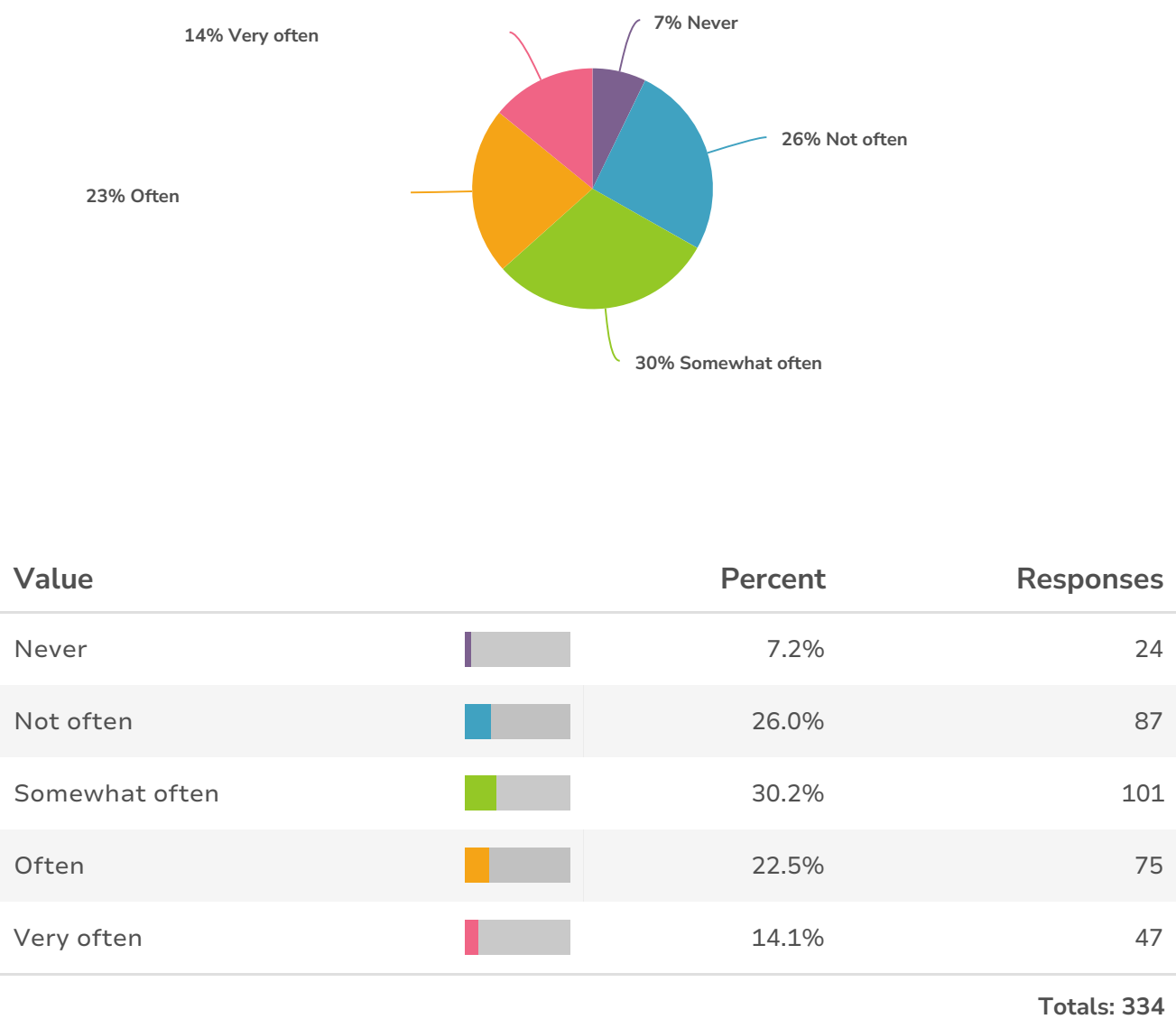


24. Law enforcement have treated me poorly due to my substance use disorder.

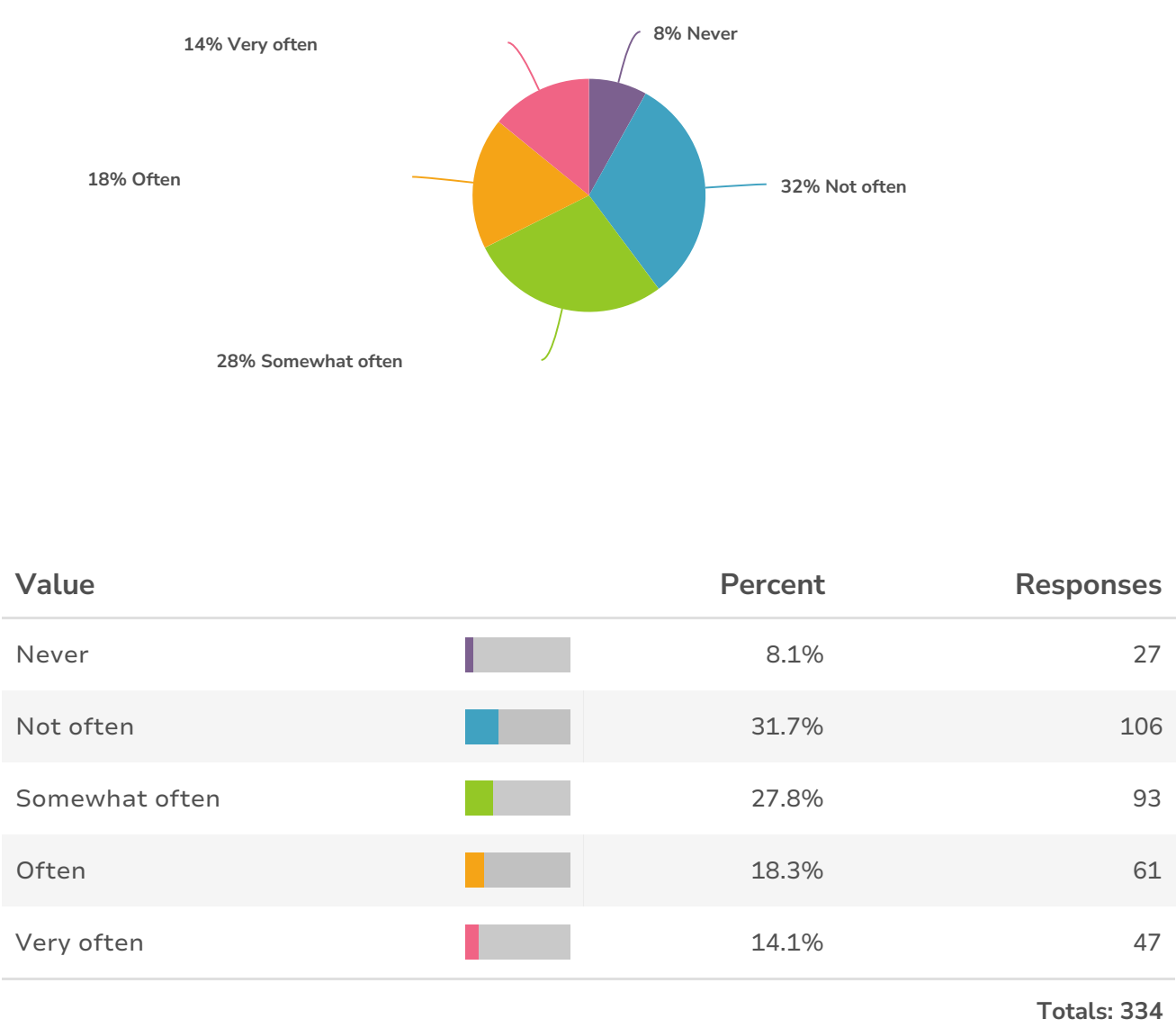


Value		Percent	Responses
Never	<div><div></div></div>	12.3%	41
Not often	<div><div></div></div>	24.3%	81
Somewhat often	<div><div></div></div>	18.3%	61
Often	<div><div></div></div>	26.9%	90
Very often	<div><div></div></div>	18.3%	61
Totals: 334			

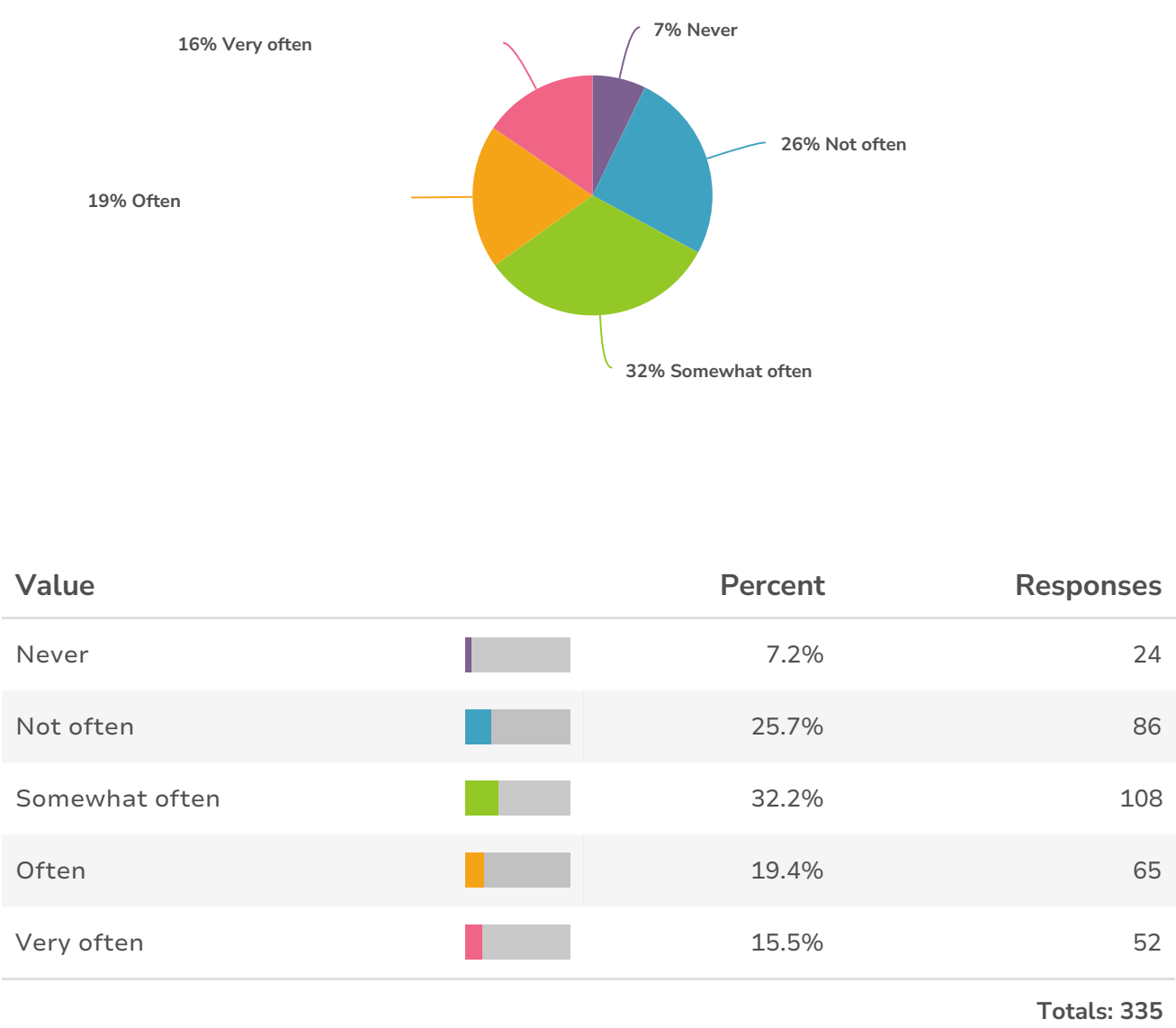
25. Family members will treat me differently.



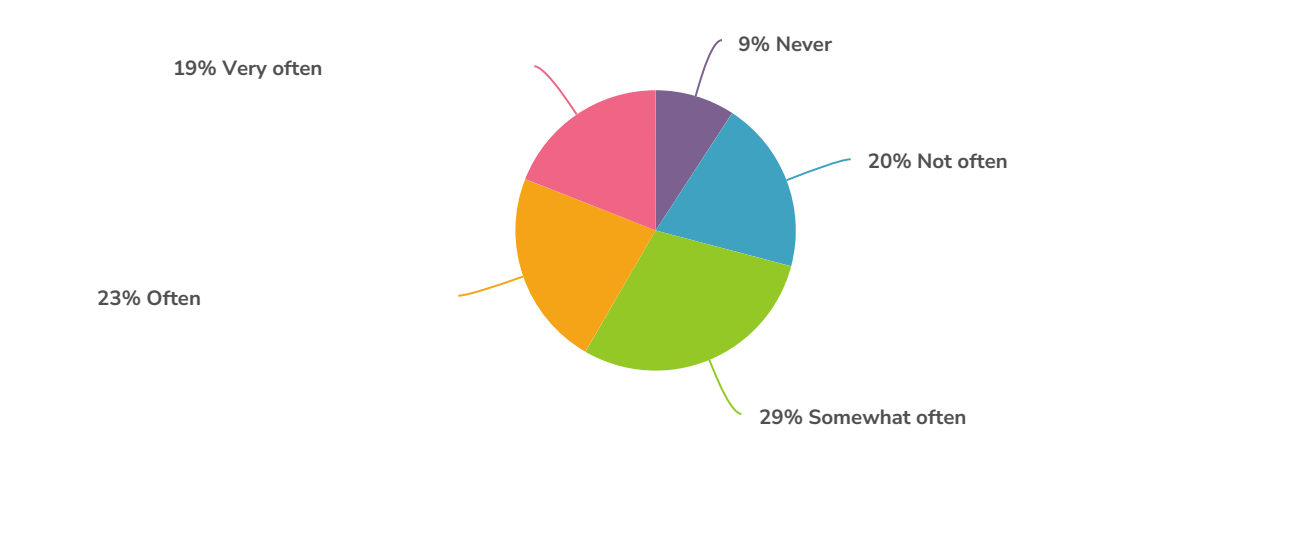
26. Employers will treat me poorly.



27. Healthcare workers will give me poor treatment.

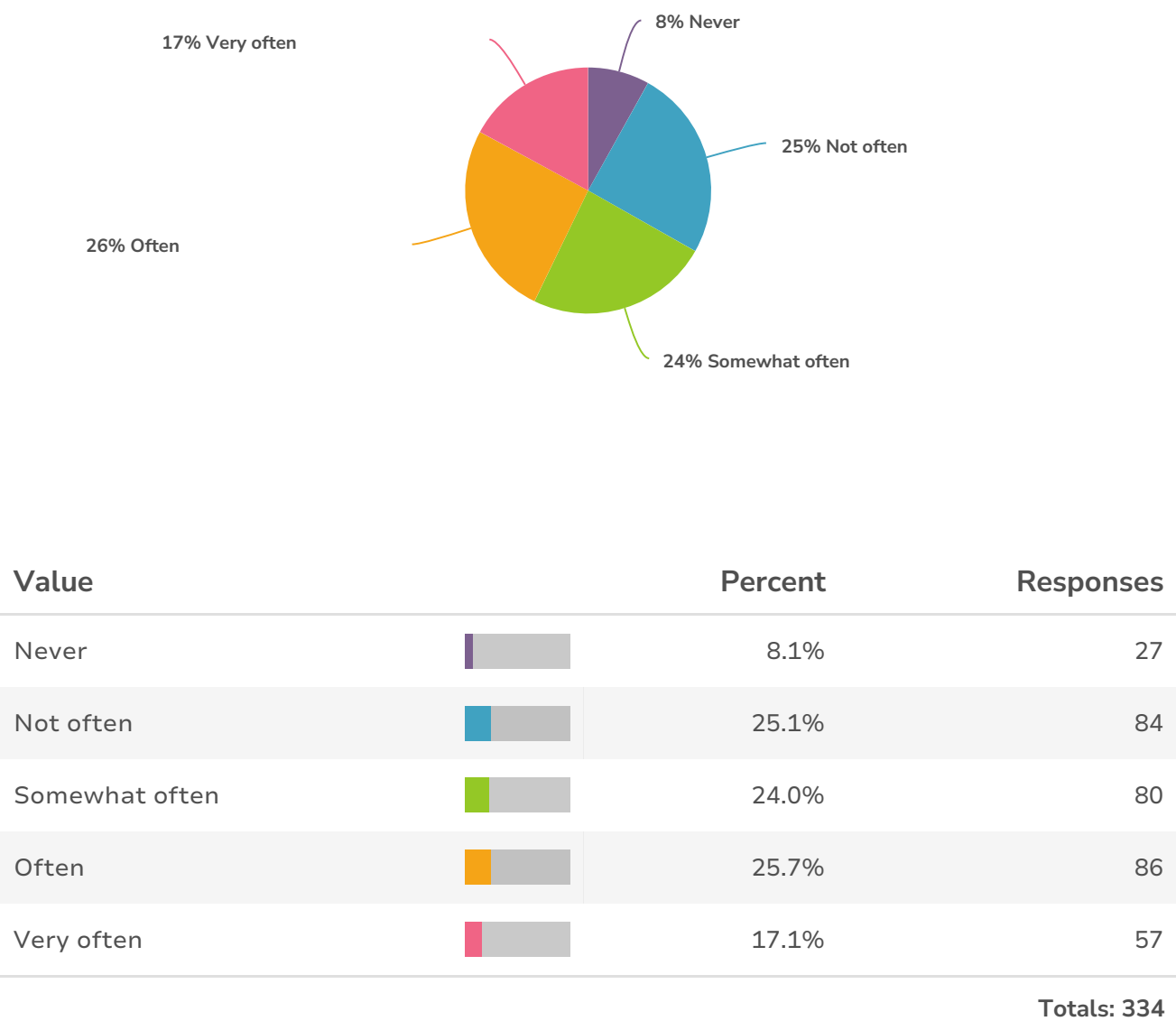


28. Healthcare workers will think that I'm pill shopping, or trying to con them into giving me prescription medications to get high or sell to others.

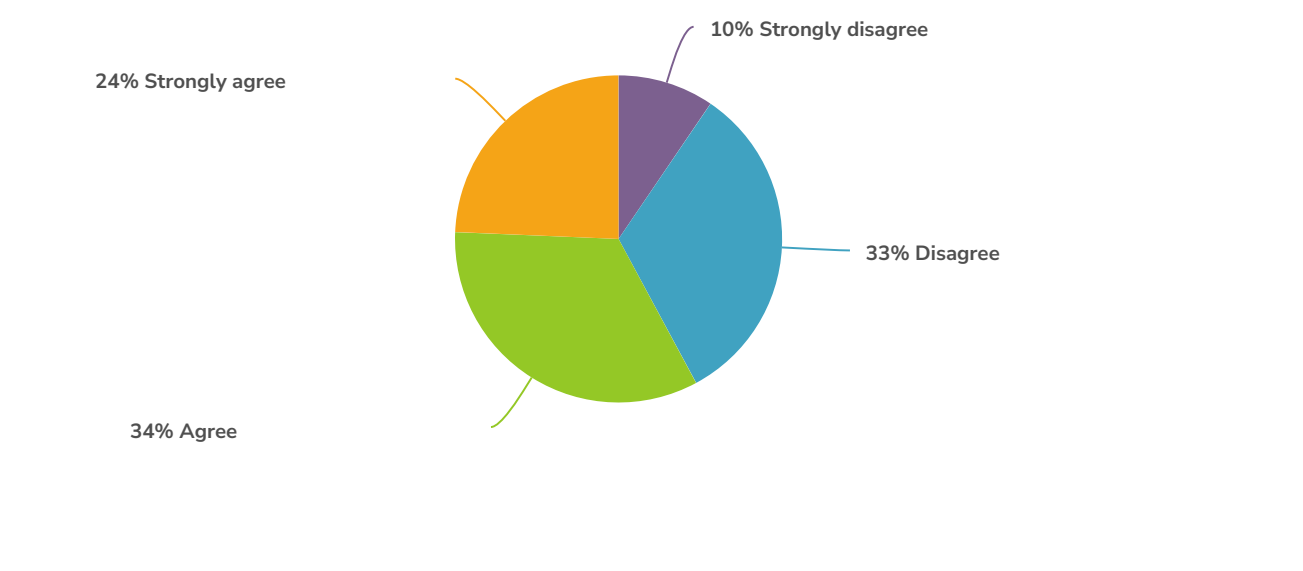


Value		Percent	Responses
Never	<div><div></div></div>	9.2%	31
Not often	<div><div></div></div>	19.9%	67
Somewhat often	<div><div></div></div>	29.2%	98
Often	<div><div></div></div>	22.6%	76
Very often	<div><div></div></div>	19.0%	64
Totals: 336			

29. Law enforcement will think that I cannot be trusted.

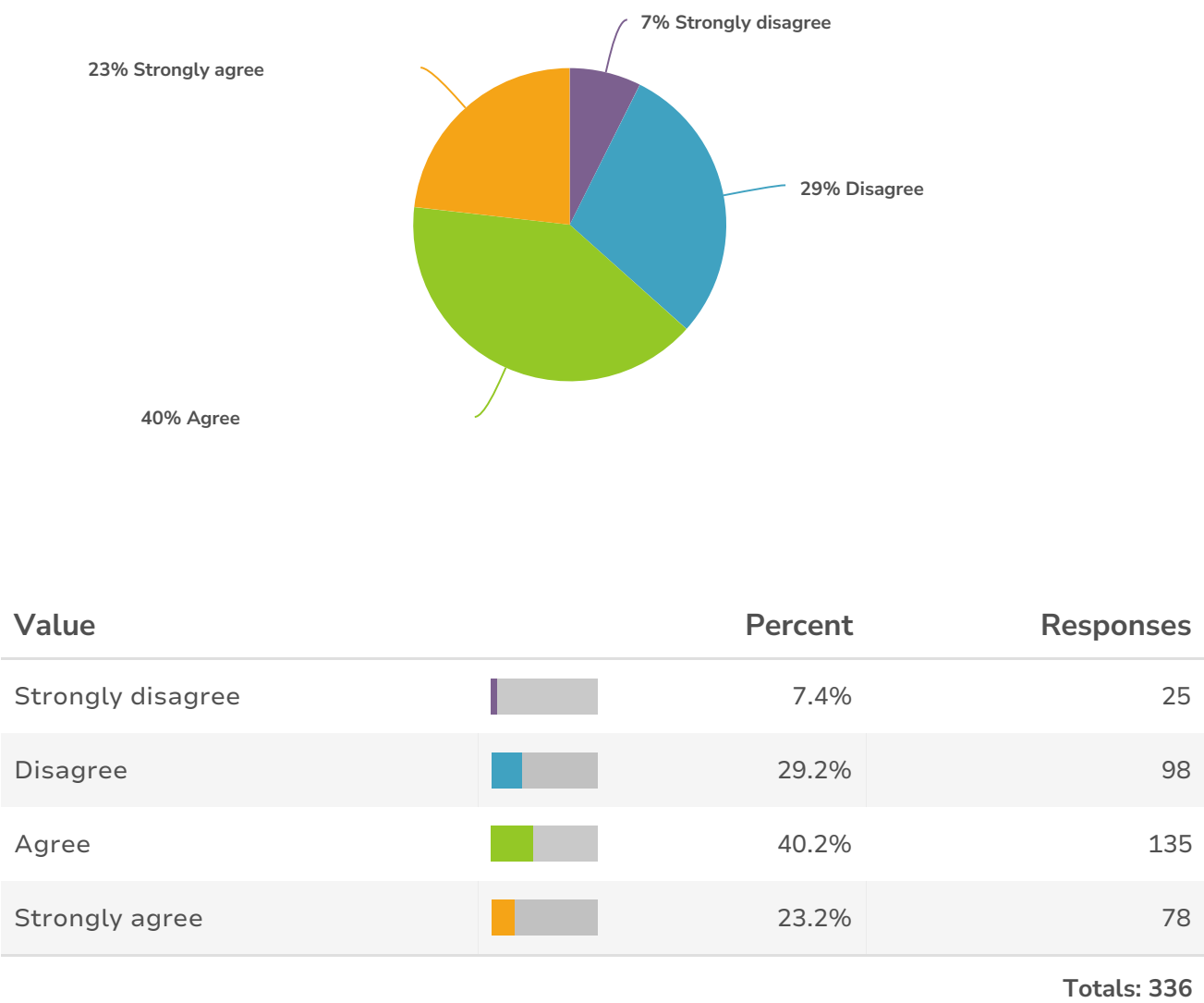


30. I feel I'm not as good as others because I have a substance use disorder.



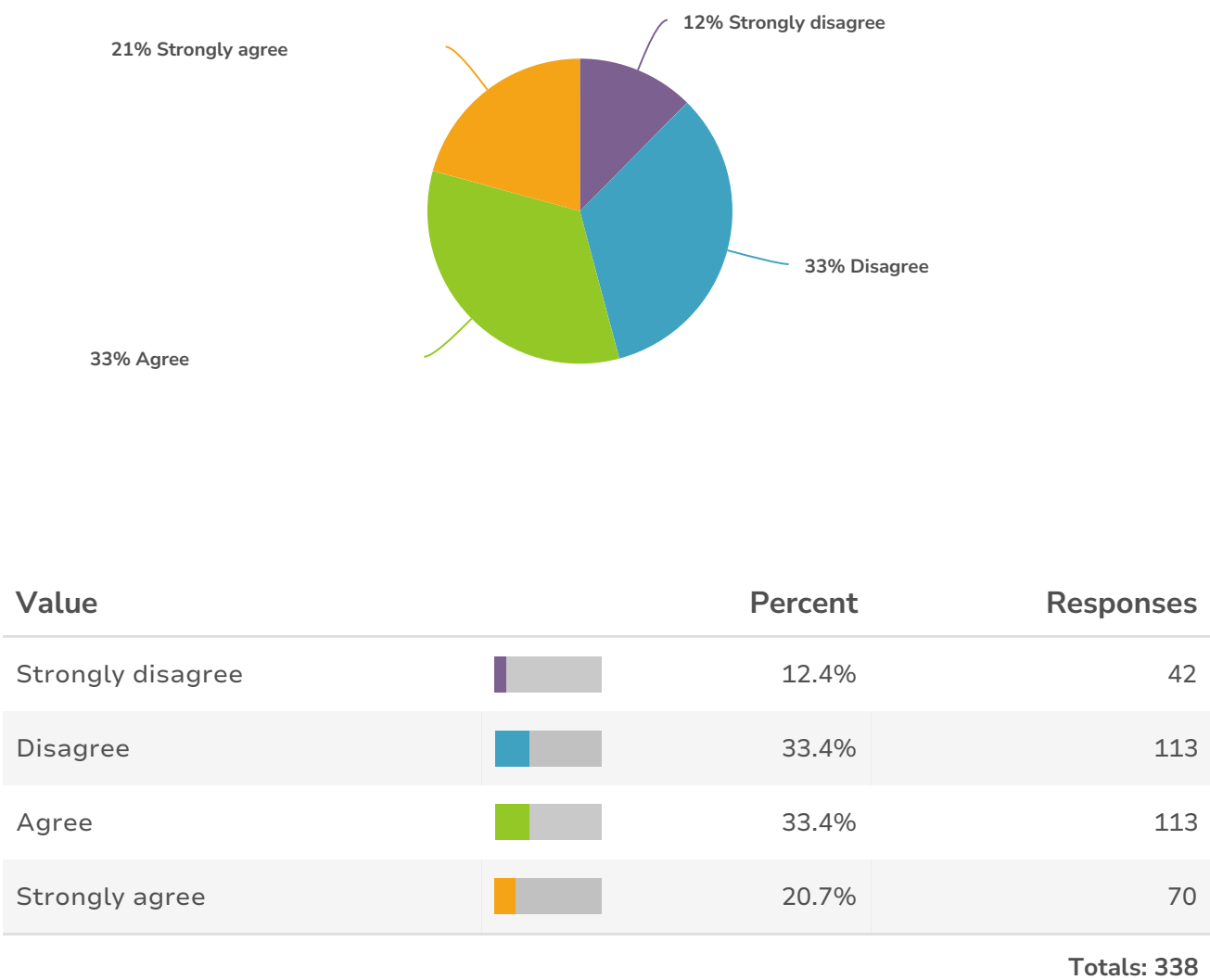
Value		Percent	Responses
Strongly disagree	<div><div></div></div>	9.5%	32
Disagree	<div><div></div></div>	32.6%	110
Agree	<div><div></div></div>	33.5%	113
Strongly agree	<div><div></div></div>	24.3%	82
Totals: 337			

31. I feel ashamed of having a substance use disorder.

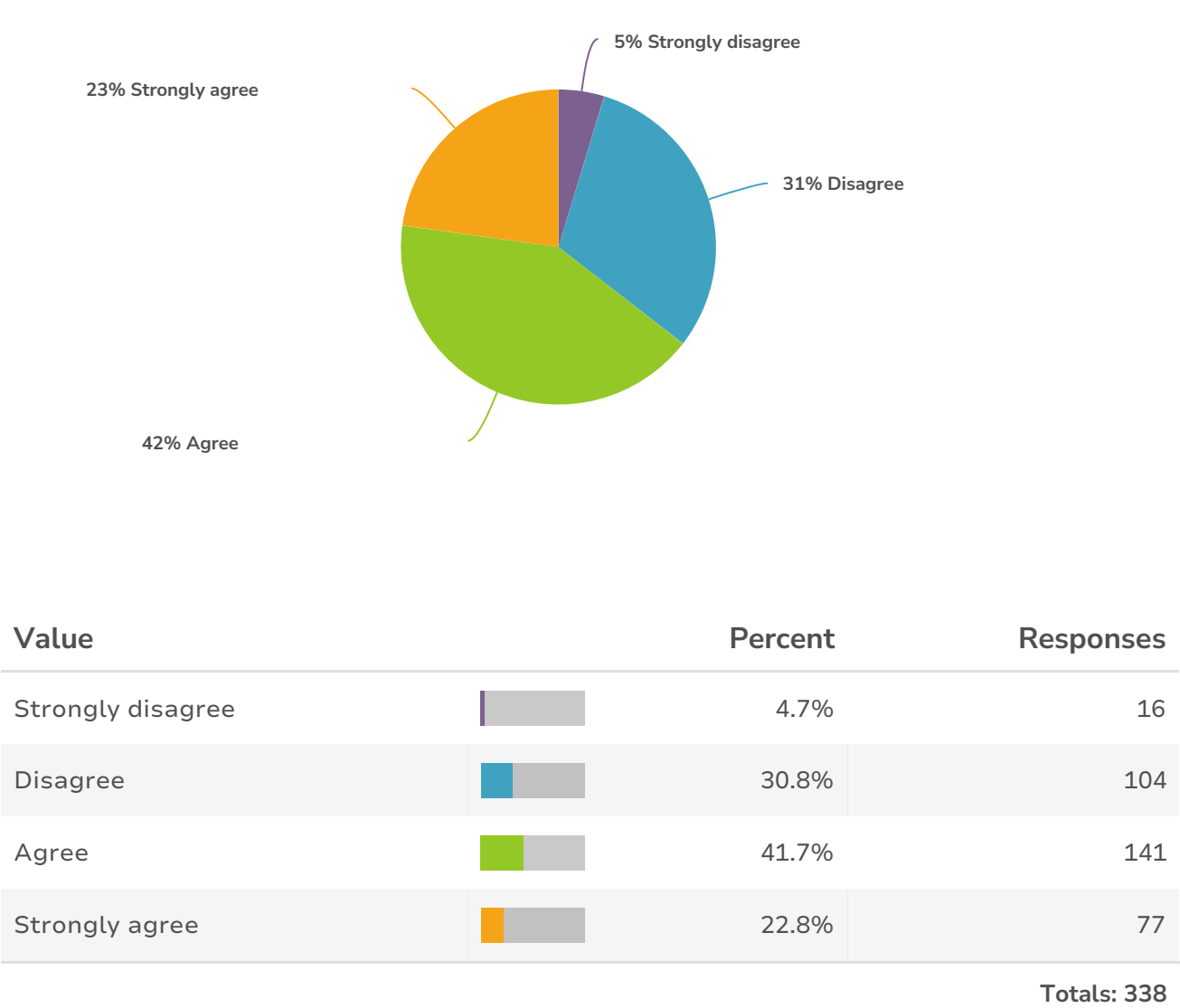




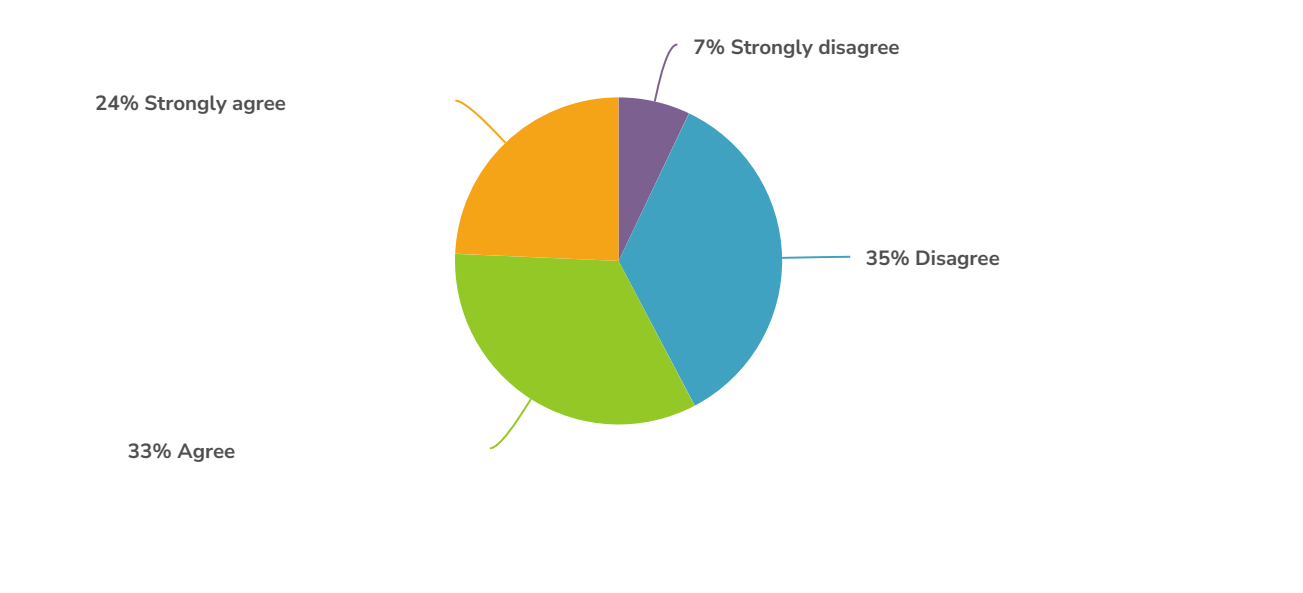
32. Having a substance use disorder makes me feel unclean.



33. People discriminate against me because I have experienced substance use disorder.

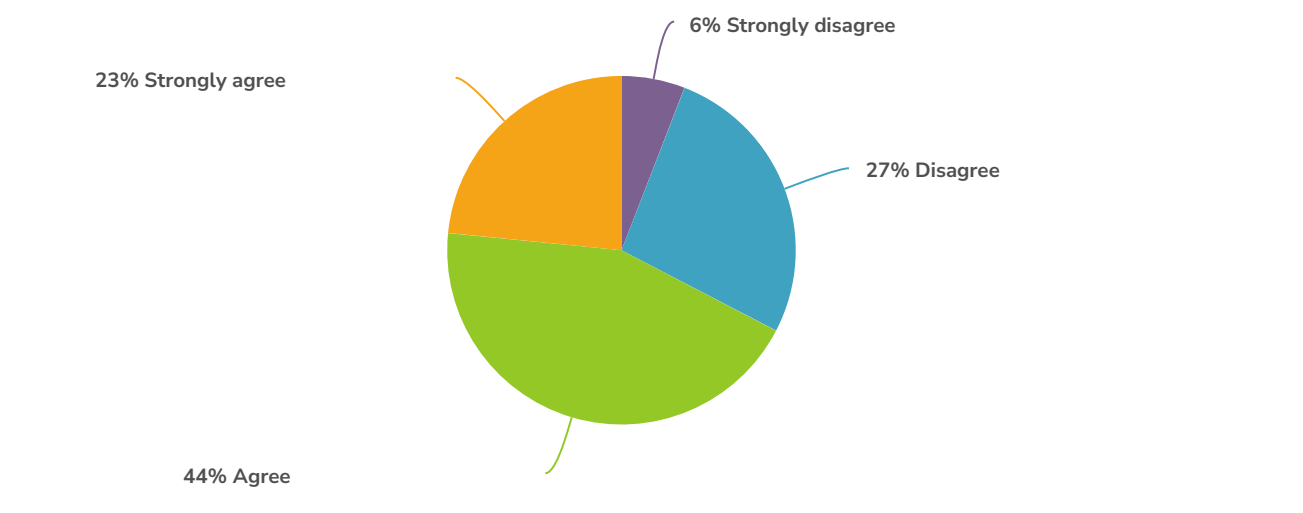


34. People think I can't achieve much in life because I have a substance use disorder.



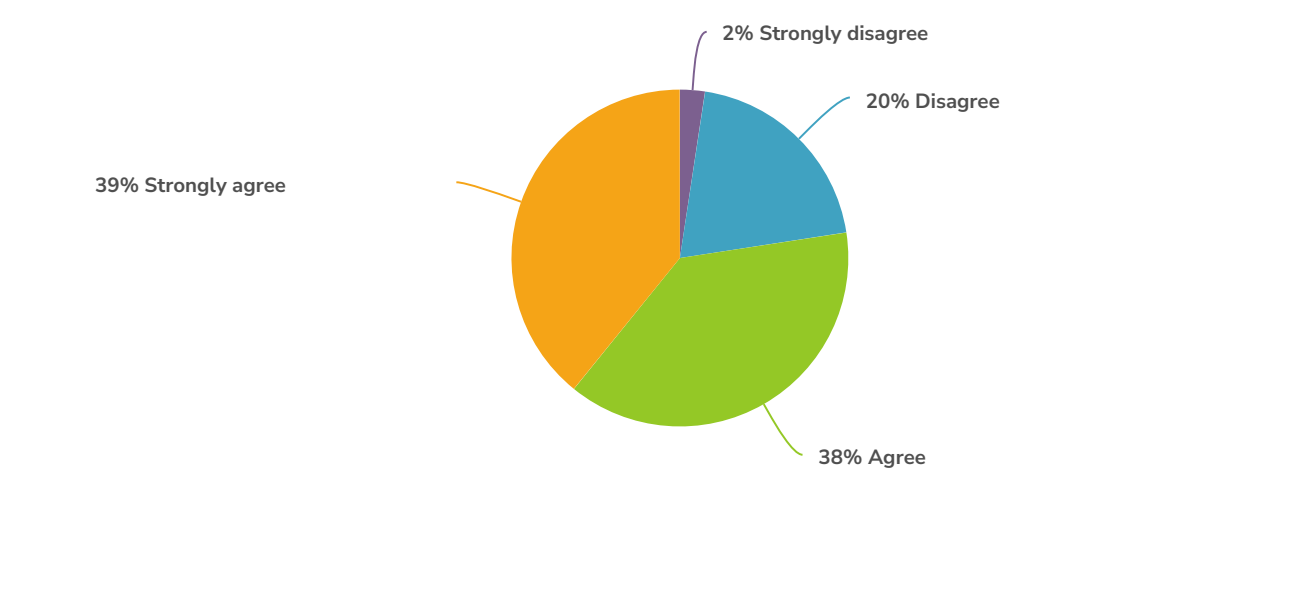
Value		Percent	Responses
Strongly disagree	<div><div></div></div>	7.1%	24
Disagree	<div><div></div></div>	35.2%	119
Agree	<div><div></div></div>	33.4%	113
Strongly agree	<div><div></div></div>	24.3%	82
Totals: 338			

35. People ignore me or take me less seriously just because I have experienced substance use disorder.



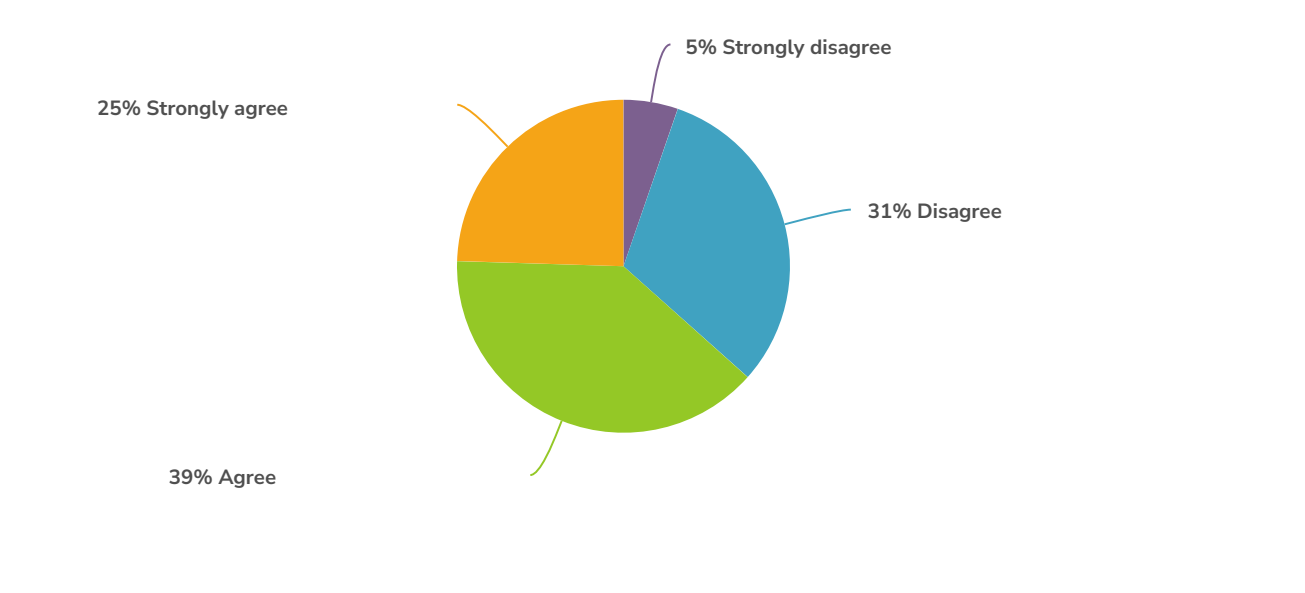
Value		Percent	Responses
Strongly disagree	<div><div></div></div>	5.9%	20
Disagree	<div><div></div></div>	26.7%	90
Agree	<div><div></div></div>	43.9%	148
Strongly agree	<div><div></div></div>	23.4%	79
Totals: 337			

36. I make important contributions to society, even though I have experienced a substance use disorder.



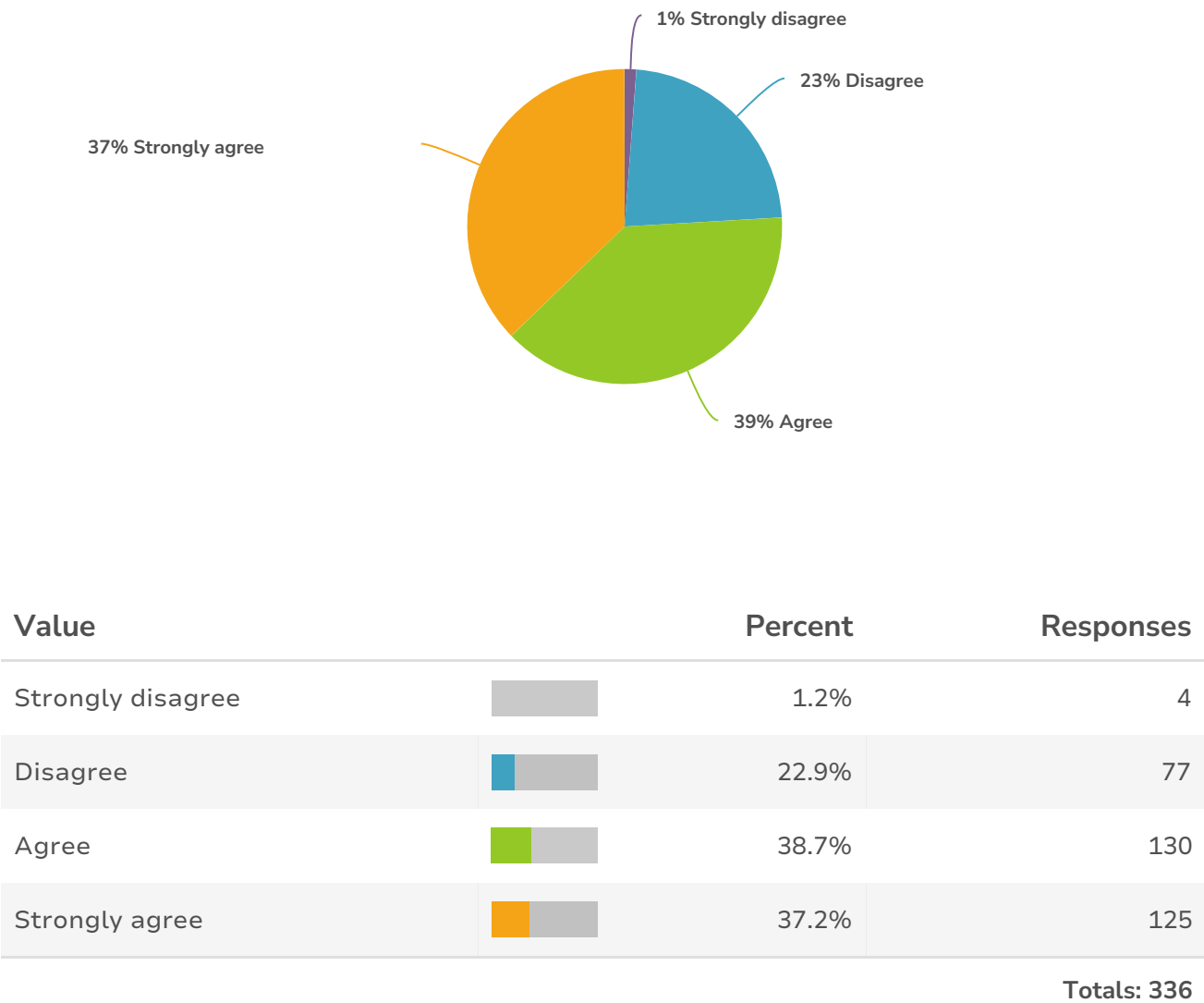
Value		Percent	Responses
Strongly disagree	<div><div></div></div>	2.4%	8
Disagree	<div><div></div></div>	20.2%	68
Agree	<div><div></div></div>	38.3%	129
Strongly agree	<div><div></div></div>	39.2%	132
Totals: 337			

37. I feel comfortable being seen in public with a person who obviously has a substance use disorder.

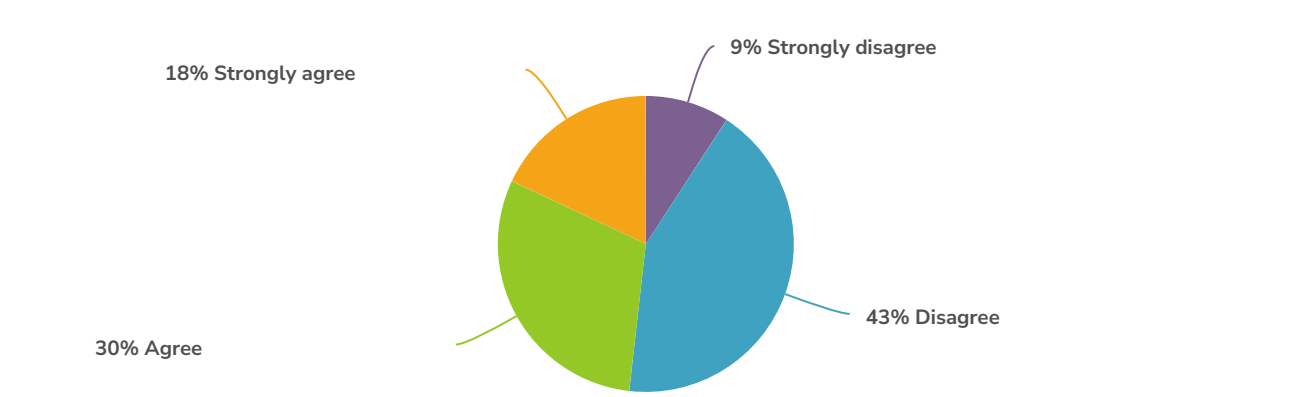


Value		Percent	Responses
Strongly disagree	<div><div></div></div>	5.3%	18
Disagree	<div><div></div></div>	31.3%	106
Agree	<div><div></div></div>	38.9%	132
Strongly agree	<div><div></div></div>	24.5%	83
Totals: 339			

38. Living with a substance use disorder has made me a tough survivor.



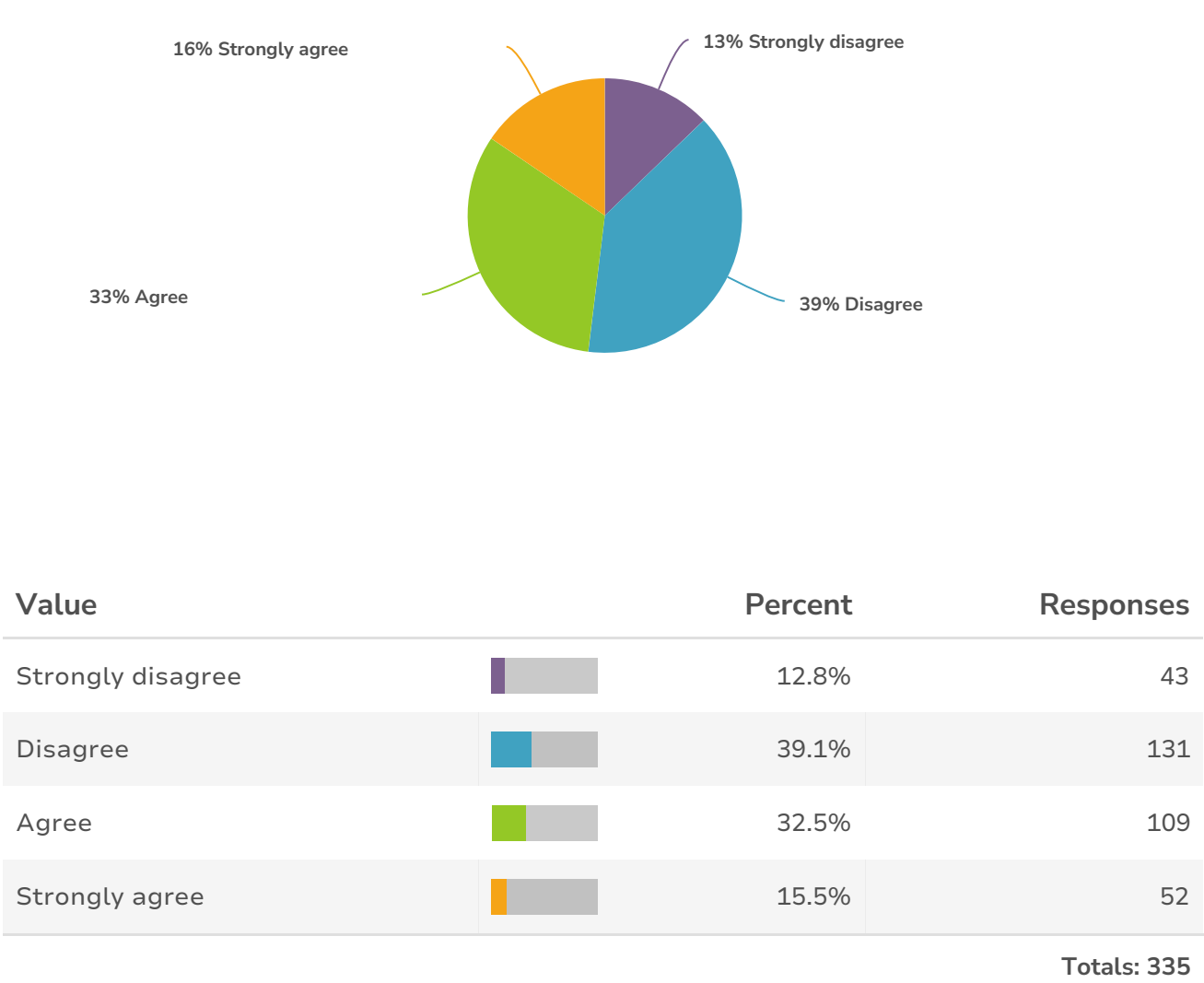
39. Being around people who don't have a substance use disorder makes me feel out of place or inadequate.



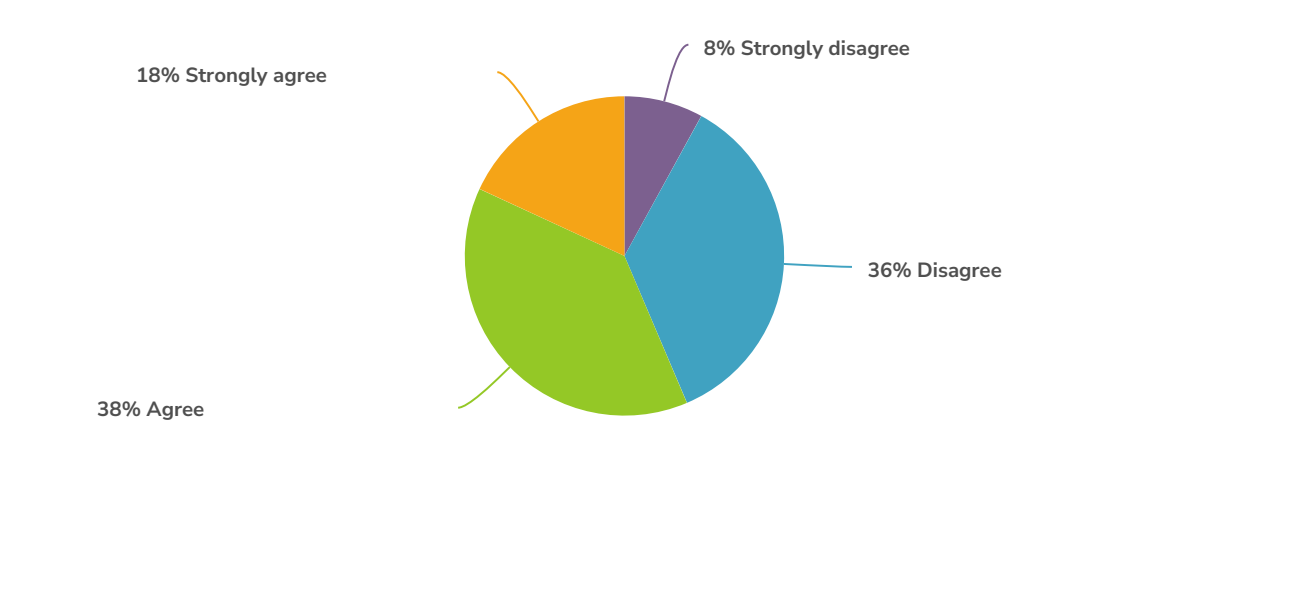
Value		Percent	Responses
Strongly disagree	<div><div></div></div>	9.2%	31
Disagree	<div><div></div></div>	42.6%	144
Agree	<div><div></div></div>	30.2%	102
Strongly agree	<div><div></div></div>	18.0%	61
Totals: 338			



40. I stay away from social situations in order to protect my family or friends from embarrassment.

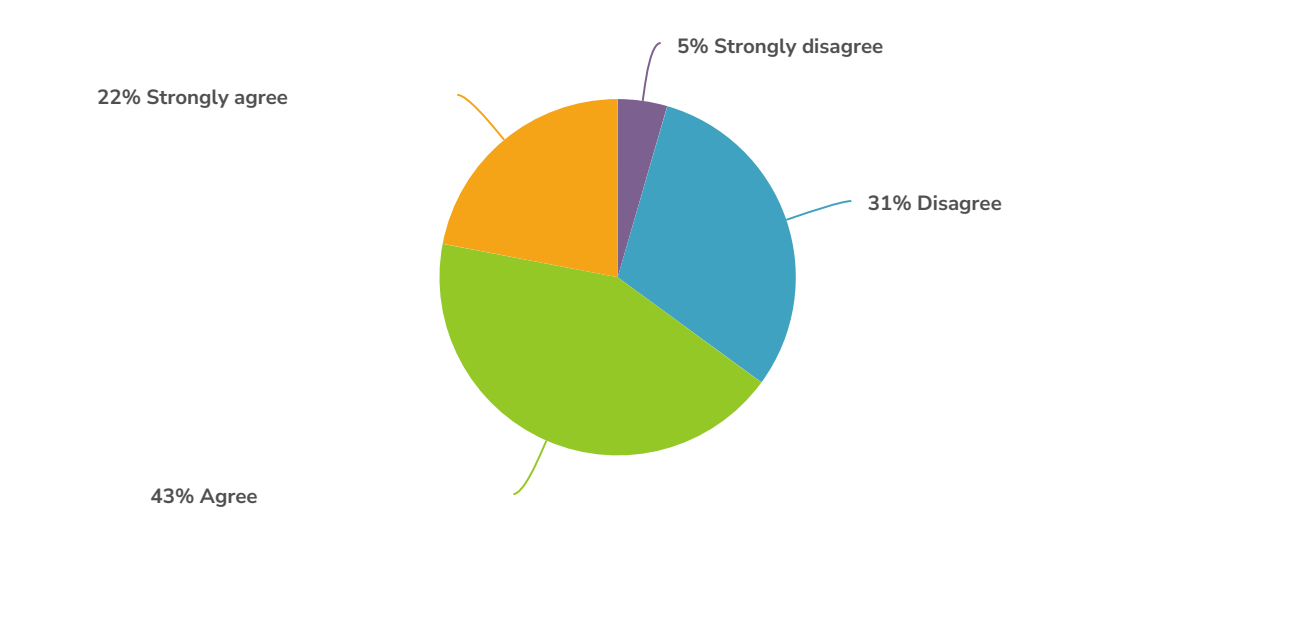


41. Negative stereotypes about substance use keeps me isolated from the “normal” world.



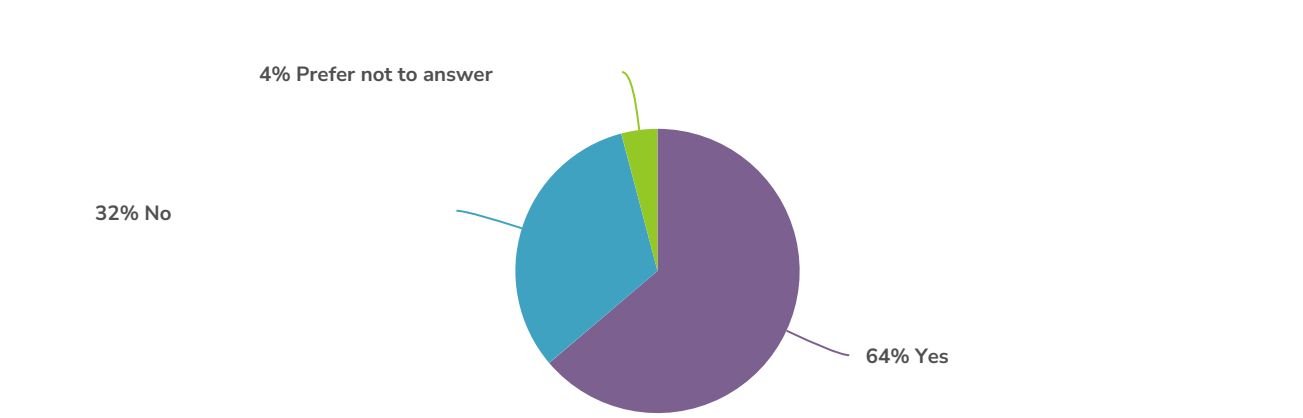
Value		Percent	Responses
Strongly disagree	<div><div></div></div>	8.0%	27
Disagree	<div><div></div></div>	35.6%	120
Agree	<div><div></div></div>	38.3%	129
Strongly agree	<div><div></div></div>	18.1%	61
Totals: 337			

42. People will see a person in a less favorable way if they come to know he/she received treatment for substance use.



Value		Percent	Responses
Strongly disagree	<div><div></div></div>	4.5%	15
Disagree	<div><div></div></div>	30.6%	103
Agree	<div><div></div></div>	43.0%	145
Strongly agree	<div><div></div></div>	22.0%	74
Totals: 337			

43. Are you currently free of using any substances that were previously associated with your substance use disorder?



Value		Percent	Responses
Yes	<div><div></div><div></div></div>	63.8%	219
No	<div><div></div><div></div></div>	32.1%	110
Prefer not to answer	<div><div></div><div></div></div>	4.1%	14

Totals: 343

# Law Enforcement and First Responders-All Responses

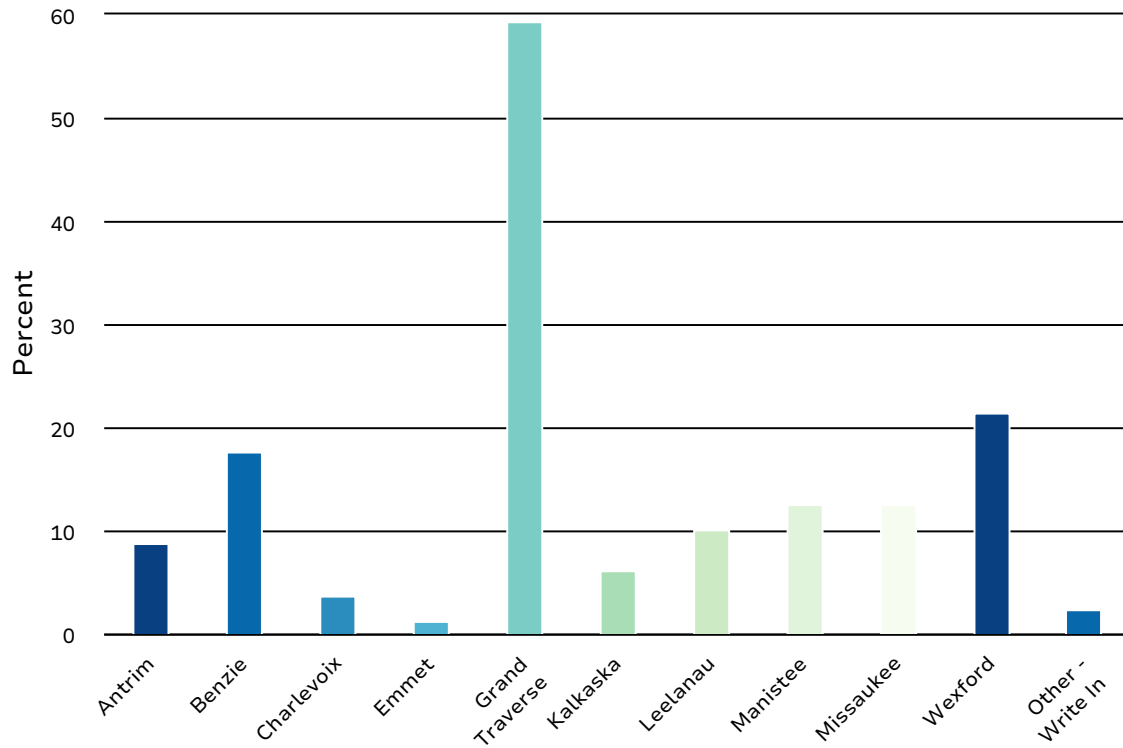
December 2022












## Response Counts



Totals: 79

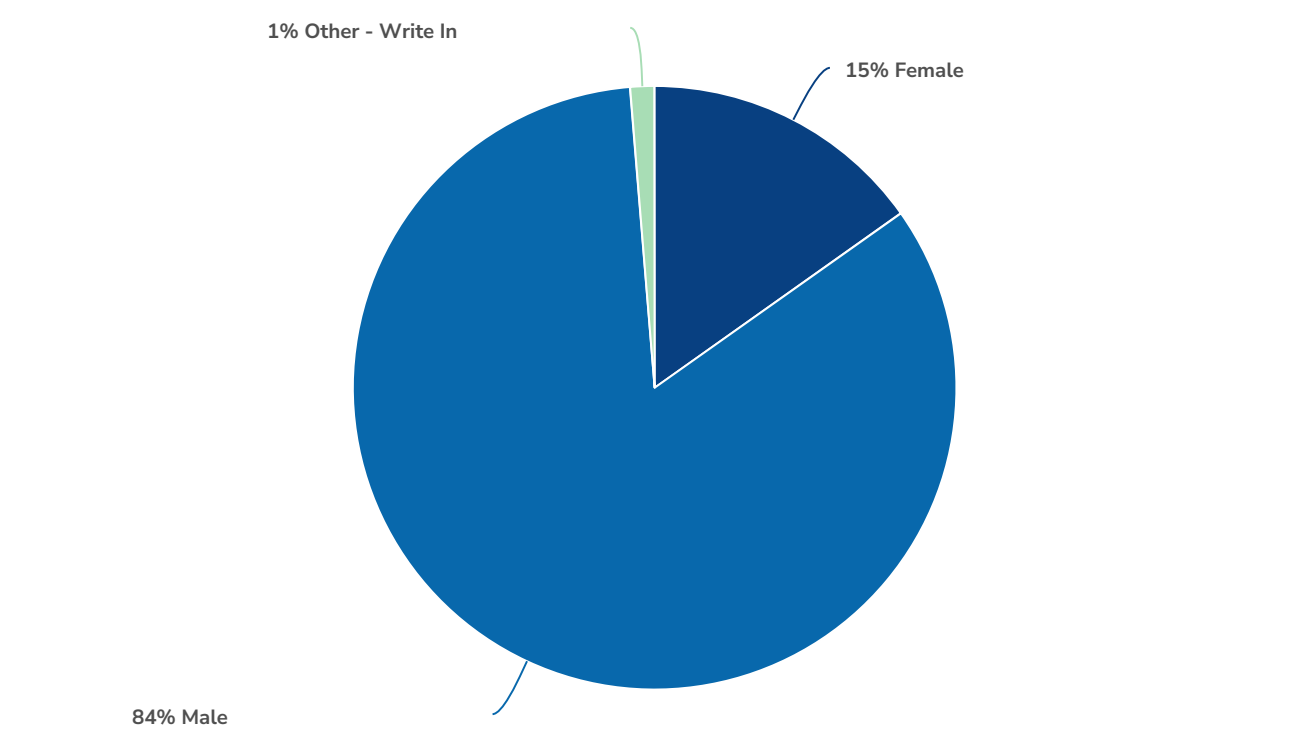
1. What county do you live and/or work in? (Please select all that apply)



Value	Percent	Responses
Antrim	8.9% 	7
Benzie	17.7% 	14
Charlevoix	3.8% 	3
Emmet	1.3% 	1
Grand Traverse	59.5% 	47
Kalkaska	6.3% 	5
Leelanau	10.1% 	8
Manistee	12.7% 	10
Missaukee	12.7% 	10
Wexford	21.5% 	17
Other - Write In	2.5% 	2

Other - Write In	Count
Crawford	1
Totals	1

2. What is your gender identity?



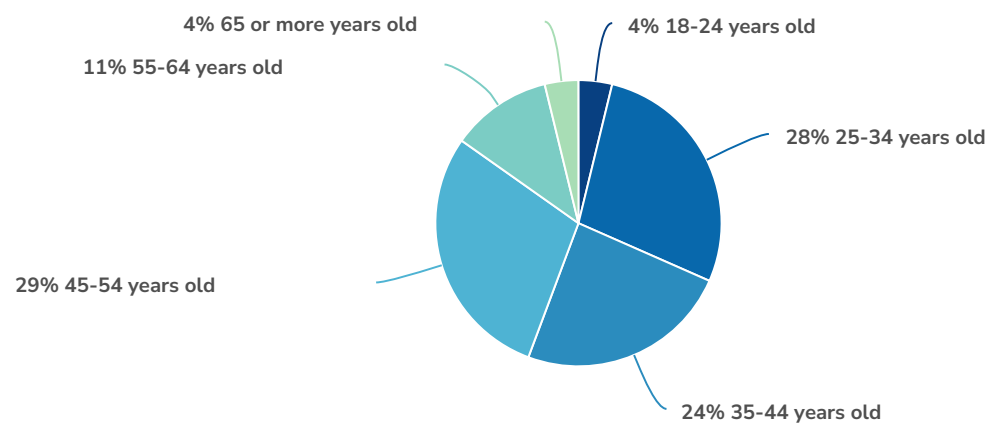
Value	Percent	Responses
Female	15.2% <div><div></div></div>	12
Male	83.5% <div><div></div></div>	66
Other - Write In	1.3% <div><div></div></div>	1

Totals: 79

Other - Write In	Count
There should be two options	1
Totals	1



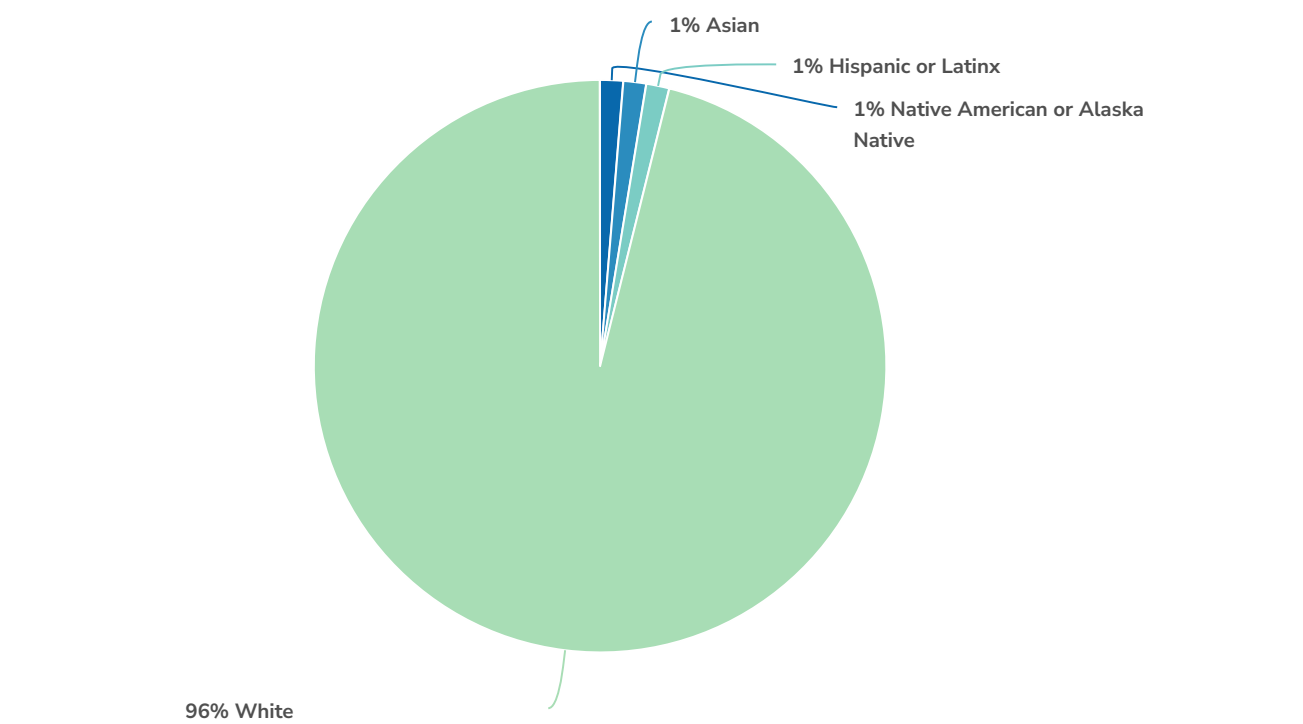
3. Which of the following age ranges do you fall into?



Value	Percent	Responses
18-24 years old	3.8% <div><div></div></div>	3
25-34 years old	27.8% <div><div></div></div>	22
35-44 years old	24.1% <div><div></div></div>	19
45-54 years old	29.1% <div><div></div></div>	23
55-64 years old	11.4% <div><div></div></div>	9
65 or more years old	3.8% <div><div></div></div>	3

Totals: 79

4. Please indicate your race/ethnicity (select all that apply):

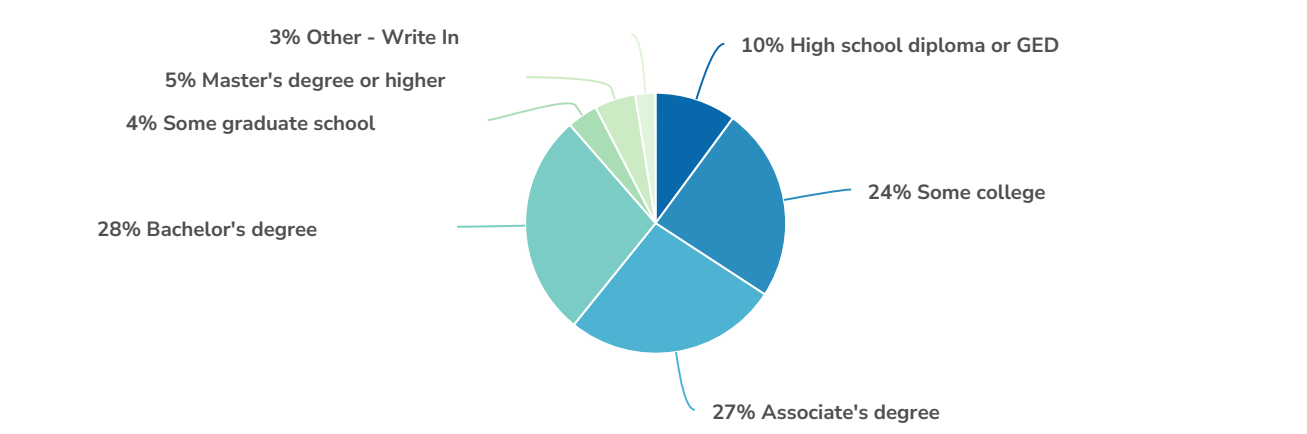


Value	Percent	Responses
Native American or Alaska Native	1.3%	1
Asian	1.3%	1
Hispanic or Latinx	1.3%	1
White	96.2%	76

Totals: 79

Other - Write In	Count
Totals	0

5. What level of education have you completed?



Value	Percent	Responses
High school diploma or GED	10.1%	8
Some college	24.1%	19
Associate's degree	26.6%	21
Bachelor's degree	27.8%	22
Some graduate school	3.8%	3
Master's degree or higher	5.1%	4
Other - Write In	2.5%	2

Totals: 79

**Other - Write In****Count**

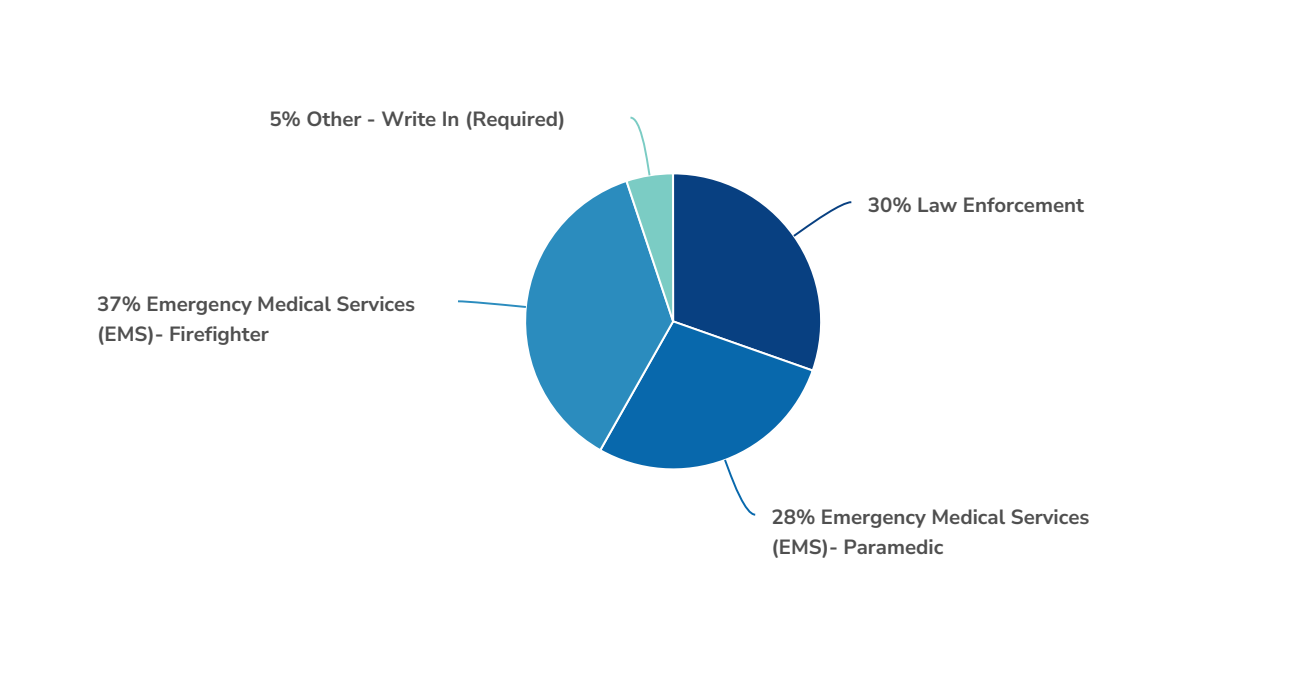
Paramedic technical school

1

Totals

1

6. What is your career field?



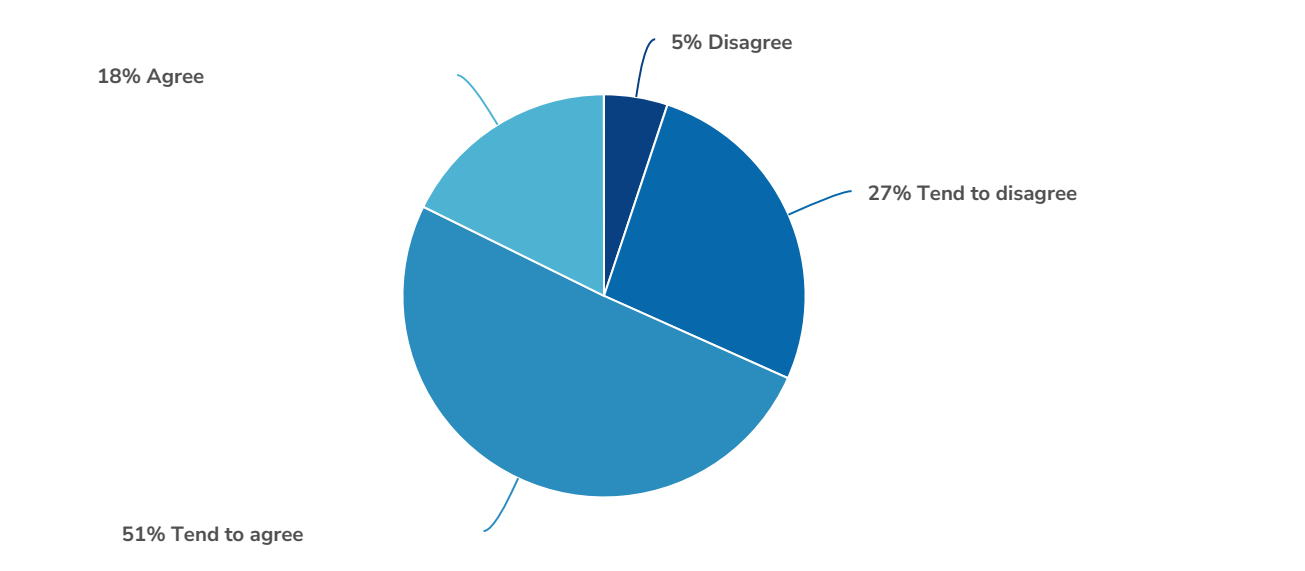
Value	Percent	Responses
Law Enforcement	30.4% <div><div></div></div>	24
Emergency Medical Services (EMS)- Paramedic	27.8% <div><div></div></div>	22
Emergency Medical Services (EMS)- Firefighter	36.7% <div><div></div></div>	29
Other - Write In (Required)	5.1% <div><div></div></div>	4

Totals: 79

Other - Write In (Required)	Count
EMS- paramedic (FT), RN emergency department	1
Emergency Dept Personnel Radiology Technologist	1
Fire Fighter AND Paramedic	1
transportation	1
Totals	4

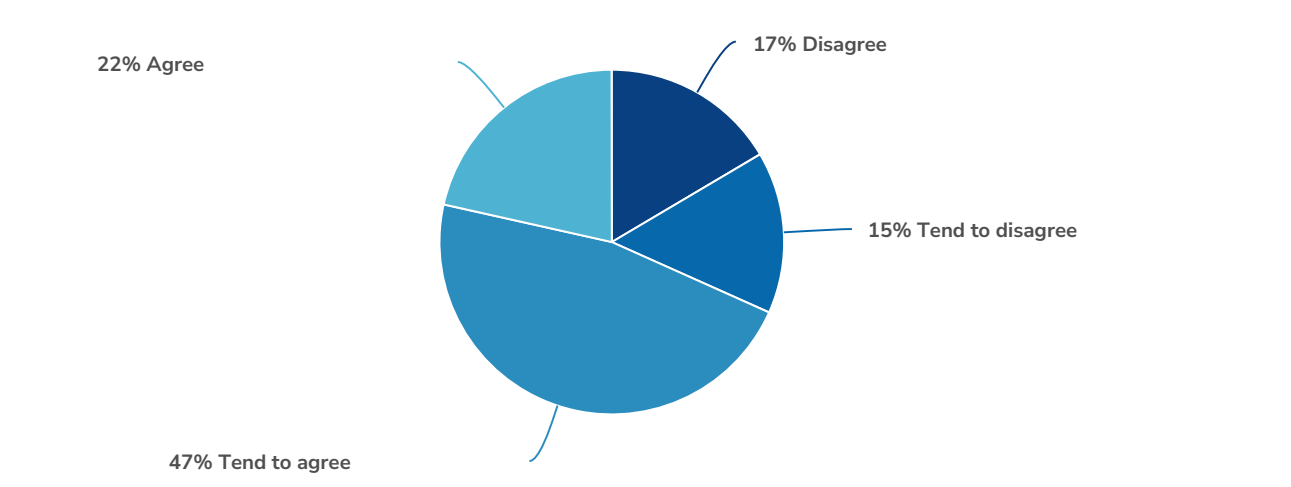


7. Most law enforcement and first responders believe that people experiencing substance use disorder are unpleasant to work with.



Value	Percent	Responses
Disagree	5.1%	4
Tend to disagree	26.6%	21
Tend to agree	50.6%	40
Agree	17.7%	14
Totals: 79		

8. Most law enforcement and first responders believe that a person who used cocaine, methamphetamine, opioids, or heroin is to blame for their own problems.

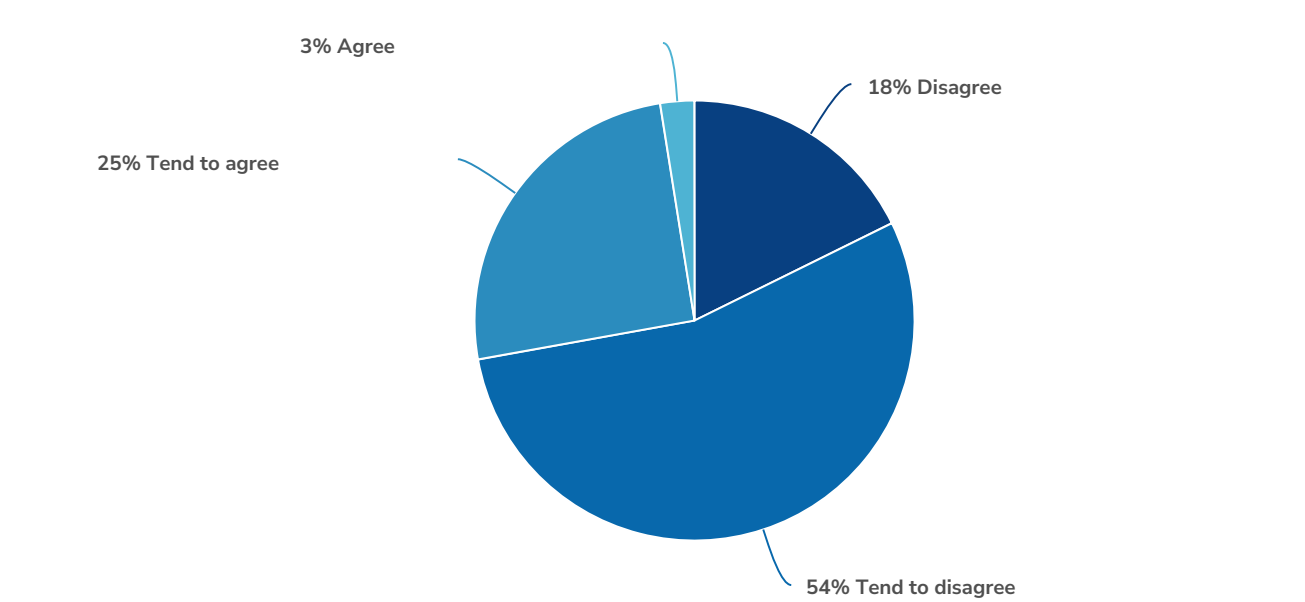


Value	Percent	Responses
Disagree	16.5%	13
Tend to disagree	15.2%	12
Tend to agree	46.8%	37
Agree	21.5%	17

Totals: 79



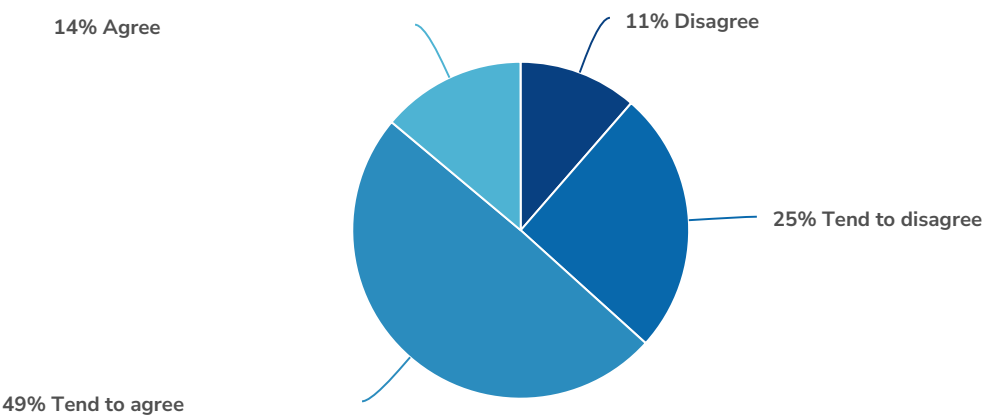
9. Most law enforcement and first responders believe that people experiencing substance use disorders are violent.



Value	Percent	Responses
Disagree	17.7%	14
Tend to disagree	54.4%	43
Tend to agree	25.3%	20
Agree	2.5%	2

Totals: 79

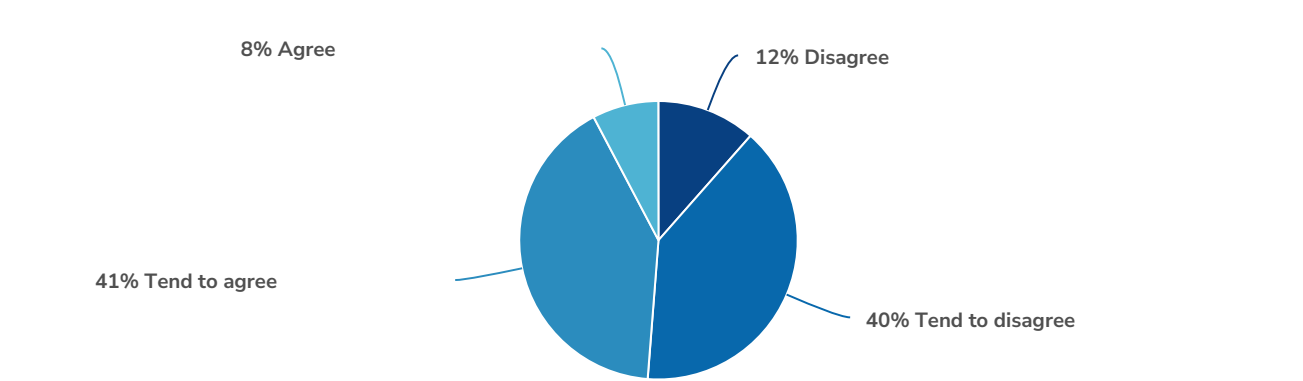
10. I generally think people with substance use disorder related problems bring their difficulties on themselves.



Value	Percent	Responses
Disagree	11.4%	9
Tend to disagree	25.3%	20
Tend to agree	49.4%	39
Agree	13.9%	11

Totals: 79

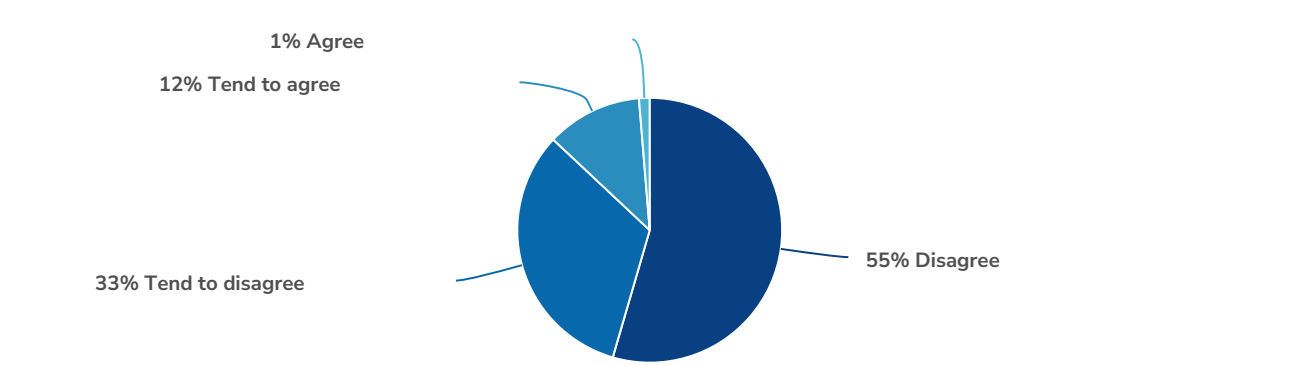
11. I think people with substance use disorder related problems are not interested in addressing them.



Value	Percent	Responses
Disagree	11.5%	9
Tend to disagree	39.7%	31
Tend to agree	41.0%	32
Agree	7.7%	6

Totals: 78

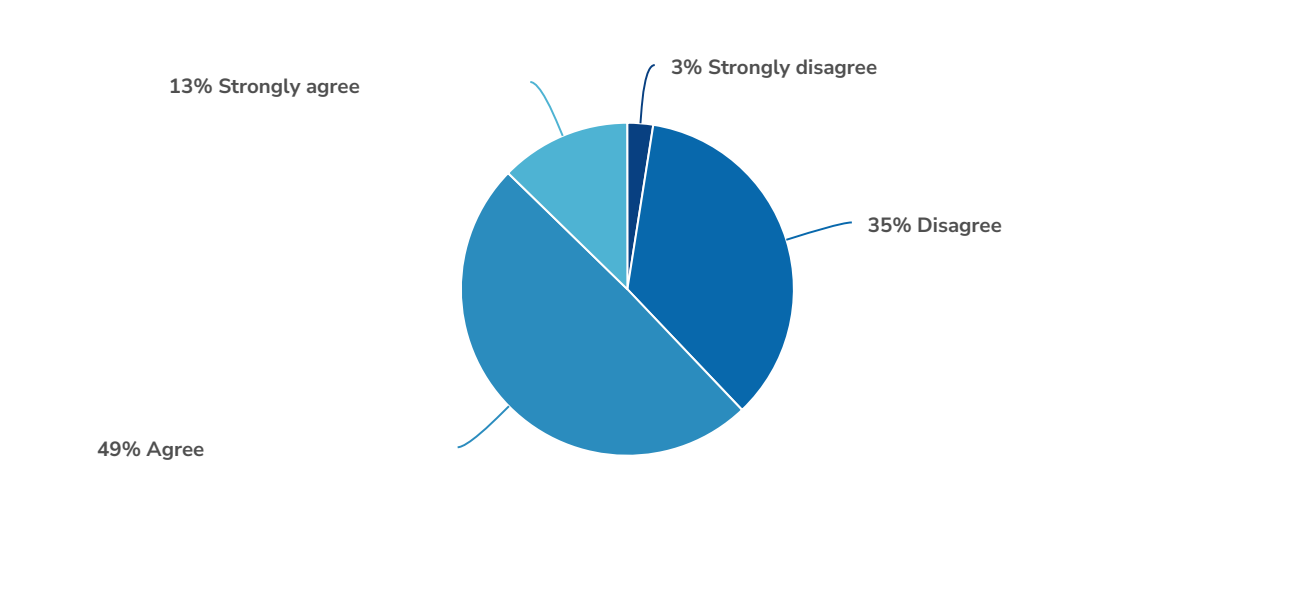
12. I try to avoid responding to people with substance use related conditions as they are unreliable.



Value	Percent	Responses
Disagree	54.5%	42
Tend to disagree	32.5%	25
Tend to agree	11.7%	9
Agree	1.3%	1

Totals: 77

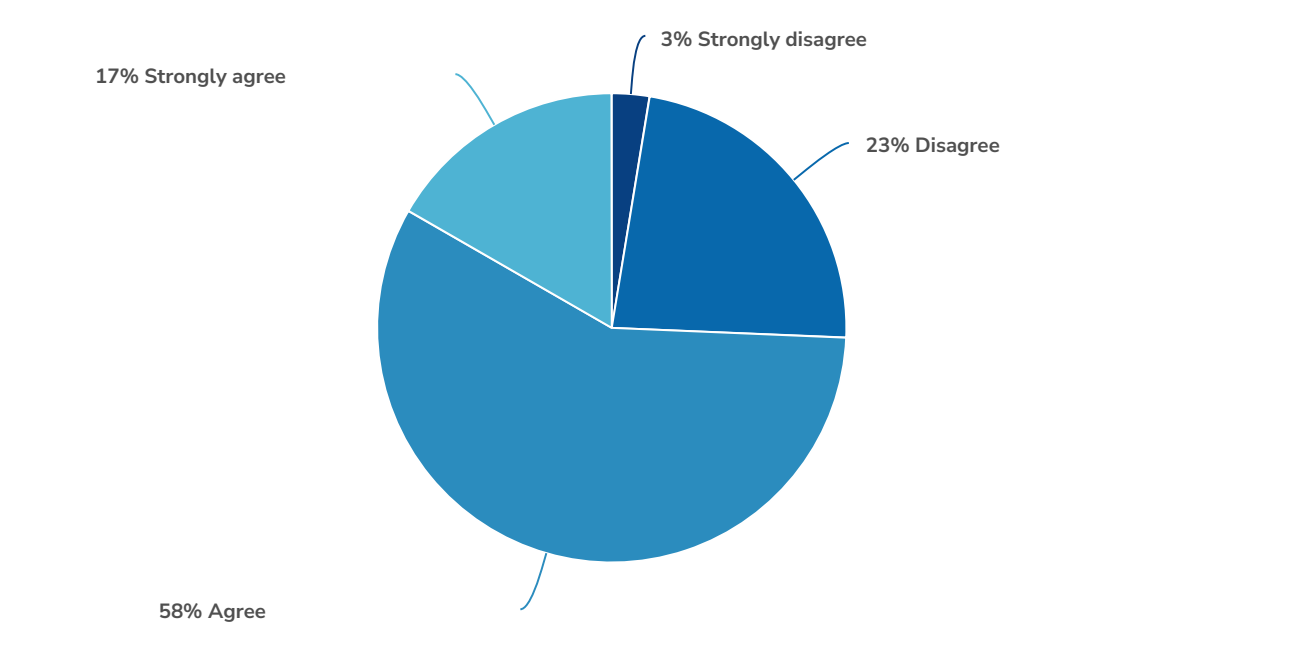
13. People who have a substance use disorder are a threat to the safety of our community.



Value	Percent	Responses
Strongly disagree	2.5%	2
Disagree	35.4%	28
Agree	49.4%	39
Strongly agree	12.7%	10

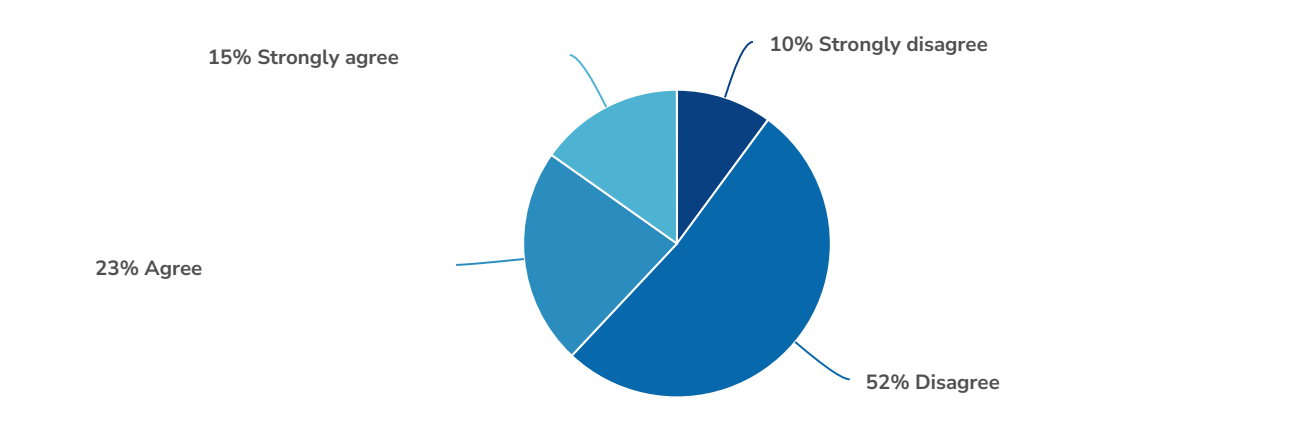
Totals: 79

14. One important thing about people experiencing a substance use disorder is that you cannot tell what they will do from 1 minute to the next.



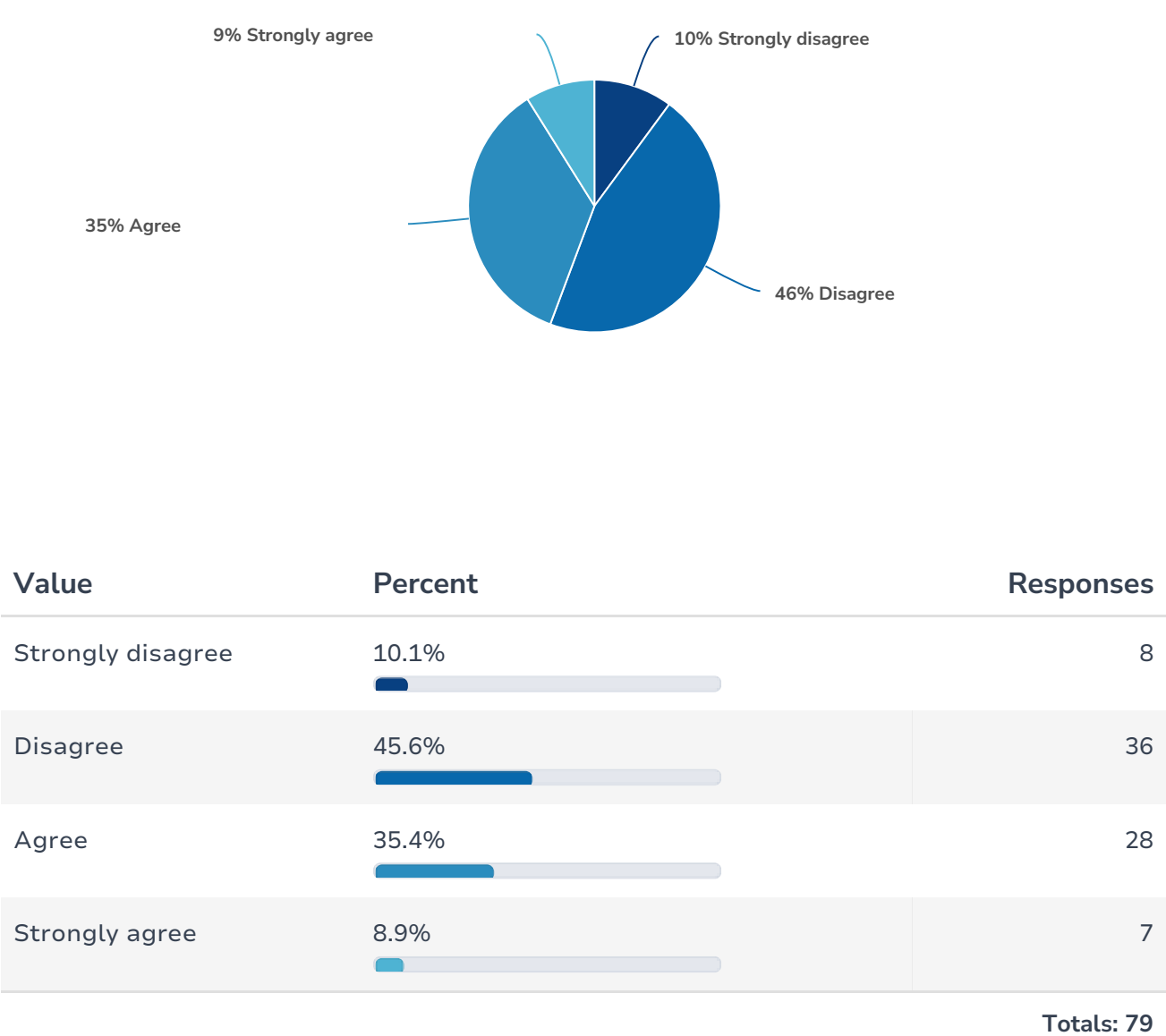
Value	Percent	Responses
Strongly disagree	2.6%	2
Disagree	23.1%	18
Agree	57.7%	45
Strongly agree	16.7%	13
Totals: 78		

15. If I knew that an individual with a substance use disorder lived nearby, I would not allow my children to play alone outside.



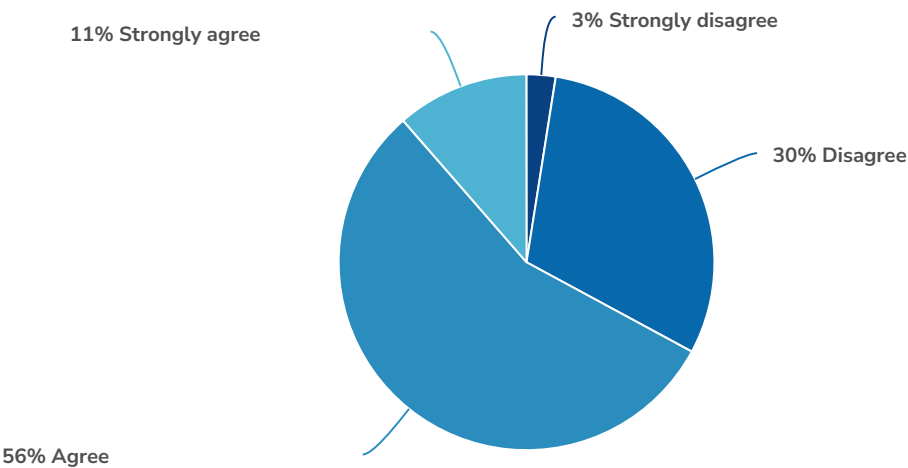
Value	Percent	Responses
Strongly disagree	10.1% <div><div></div></div>	8
Disagree	51.9% <div><div></div></div>	41
Agree	22.8% <div><div></div></div>	18
Strongly agree	15.2% <div><div></div></div>	12
Totals: 79		

16. Those who use substances such as heroin and opioids lack work ethic needed to get "clean".





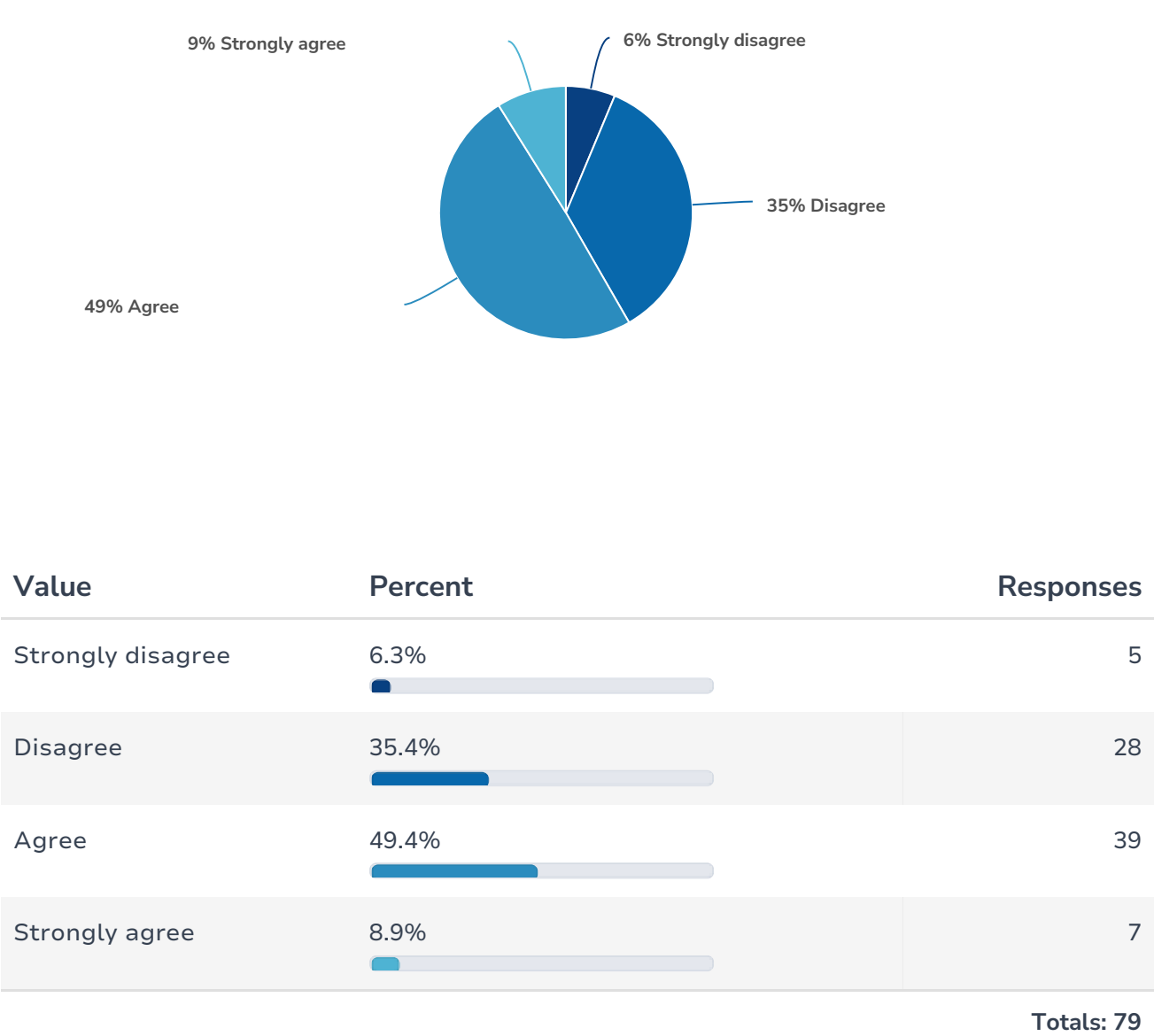
17. Individuals with substance use disorders are usually responsible for their own conditions.



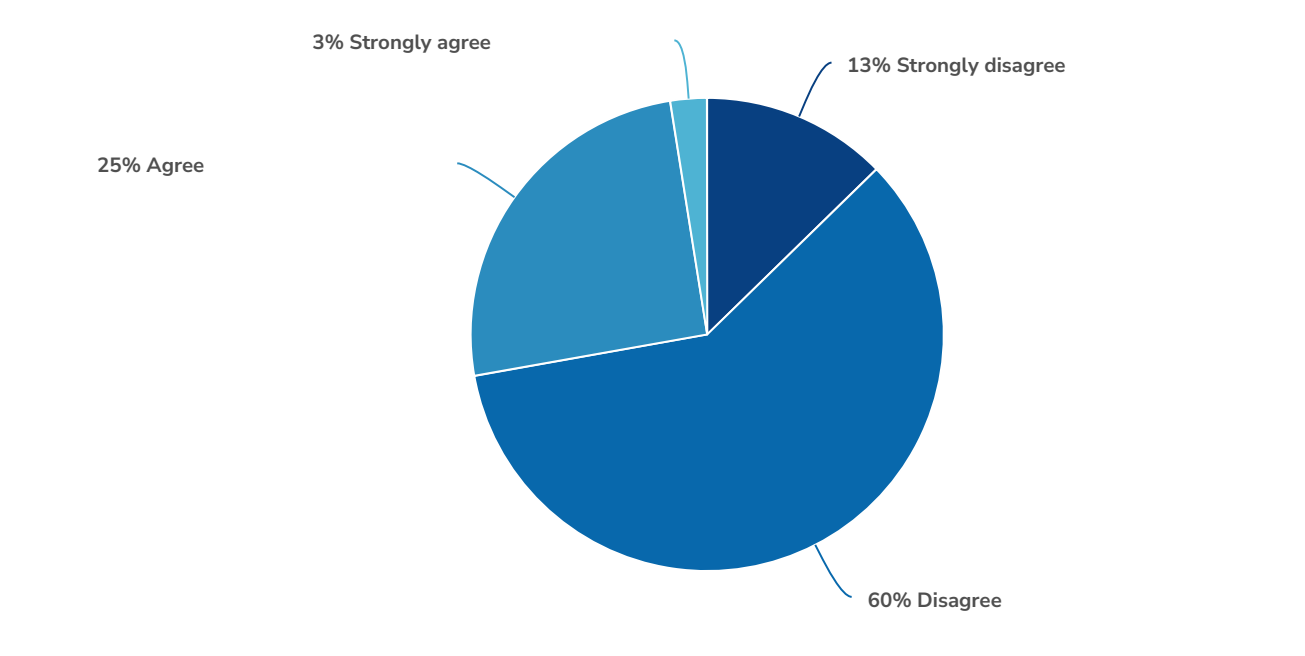
Value	Percent	Responses
Strongly disagree	2.5% <div><div></div></div>	2
Disagree	30.4% <div><div></div></div>	24
Agree	55.7% <div><div></div></div>	44
Strongly agree	11.4% <div><div></div></div>	9

Totals: 79

18. Individuals with substance use disorders are self-harming persons who exacerbate (make worse) their own condition.



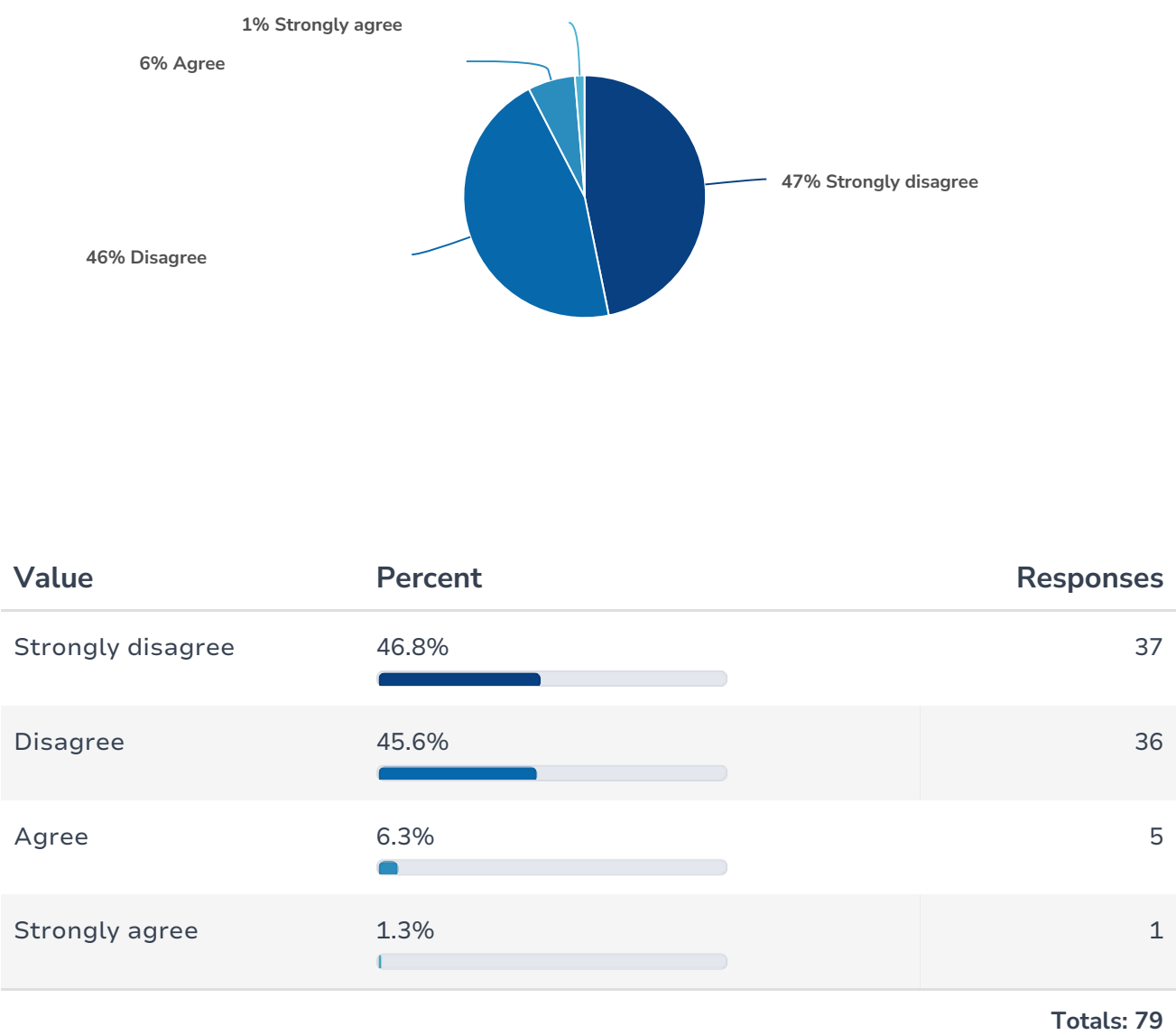
19. Treating individuals with a substance use disorder seems futile (incapable of producing any useful results).



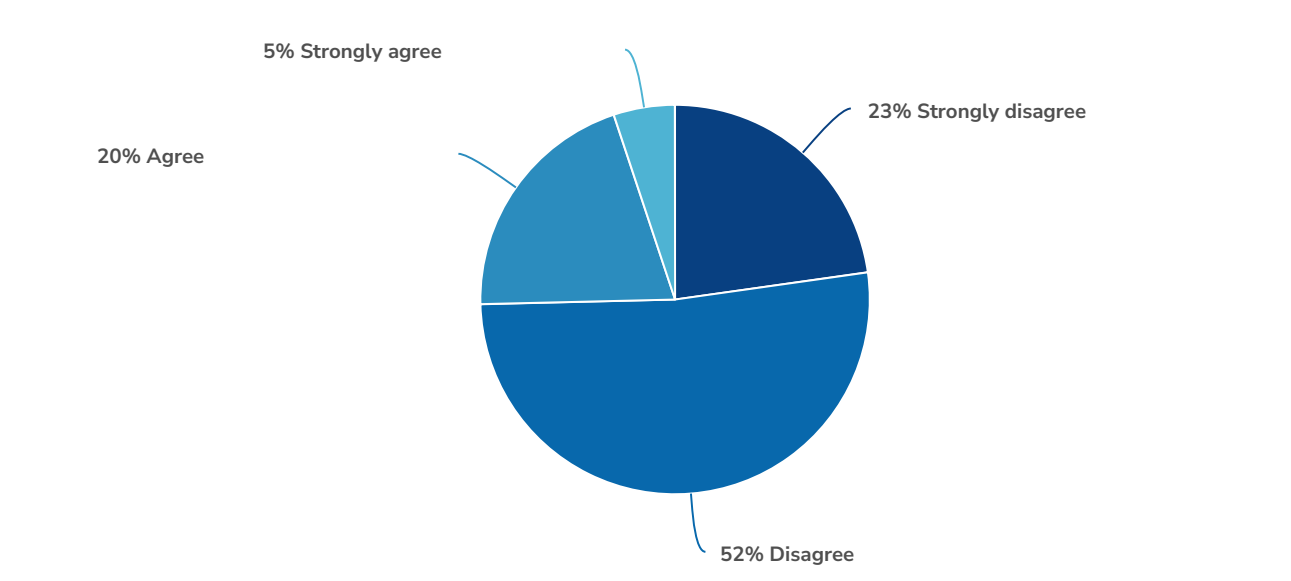
Value	Percent	Responses
Strongly disagree	12.7% <div><div></div></div>	10
Disagree	59.5% <div><div></div></div>	47
Agree	25.3% <div><div></div></div>	20
Strongly agree	2.5% <div><div></div></div>	2

Totals: 79

20. Full recovery from a substance use disorder is impossible.



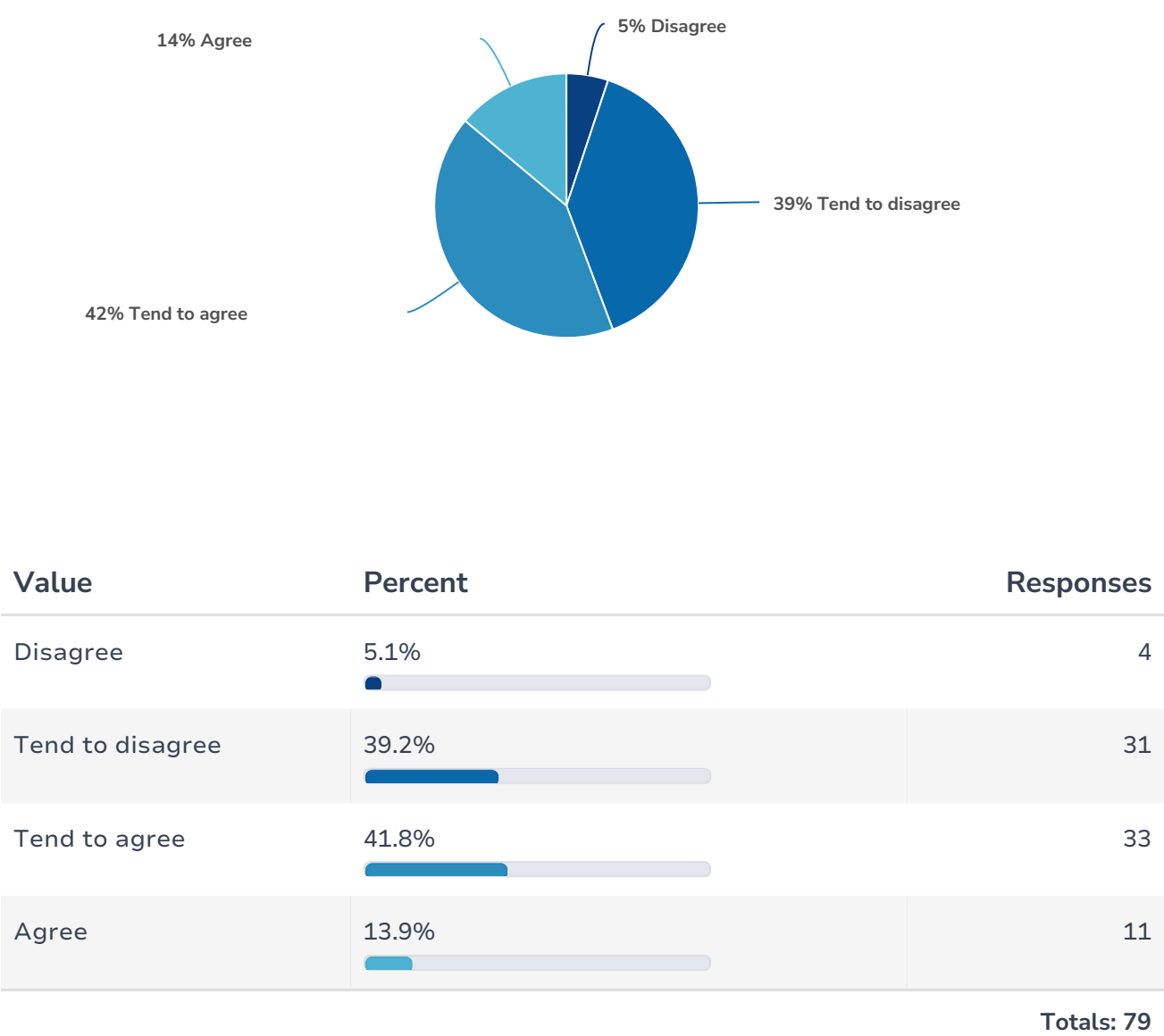
21. Most people who have a substance use disorder are addicts for life.



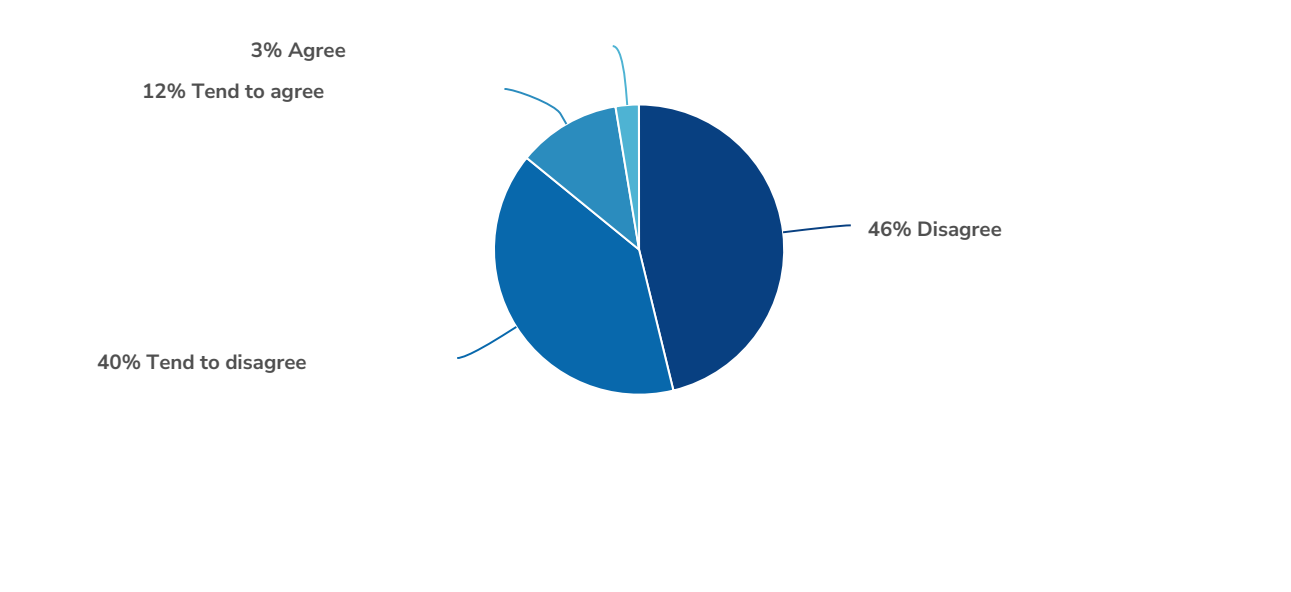
Value	Percent	Responses
Strongly disagree	22.8% <div><div></div></div>	18
Disagree	51.9% <div><div></div></div>	41
Agree	20.3% <div><div></div></div>	16
Strongly agree	5.1% <div><div></div></div>	4

Totals: 79

22. I can make a great difference in the lives of individuals who are experiencing a substance use disorder.

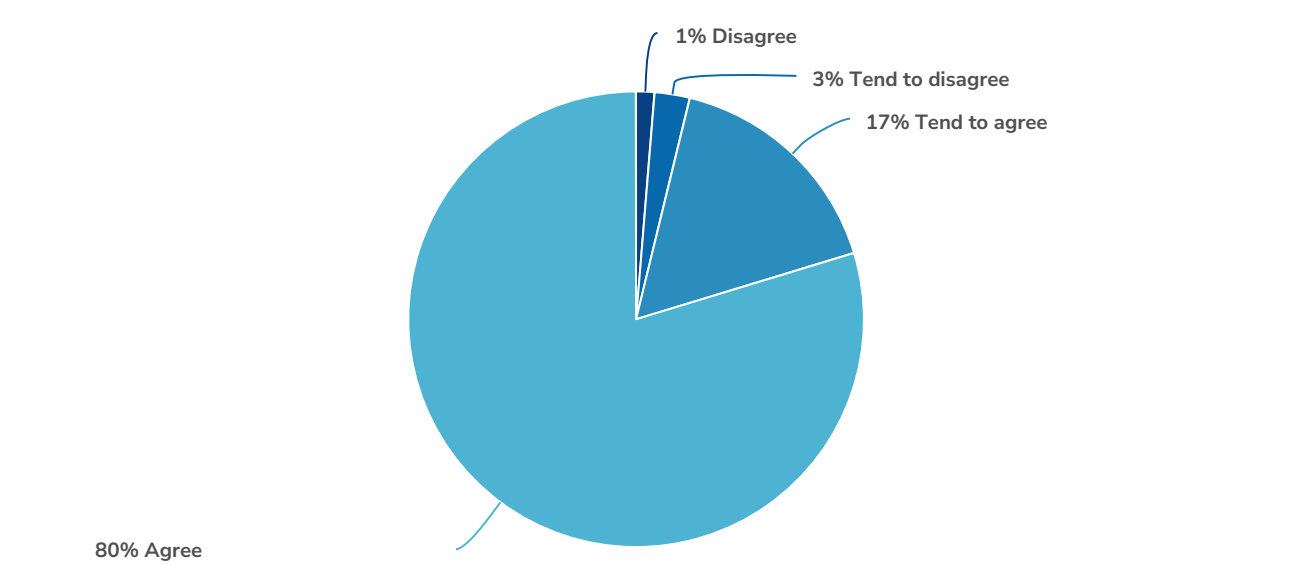


23. My feelings of disapproval of people experiencing substance use disorders gets in the way of my ability to empathize with them.



Value	Percent	Responses
Disagree	46.2%	36
Tend to disagree	39.7%	31
Tend to agree	11.5%	9
Agree	2.6%	2
Totals: 78		

24. In my work, I have responded to a wide range of substance disorder related issues.

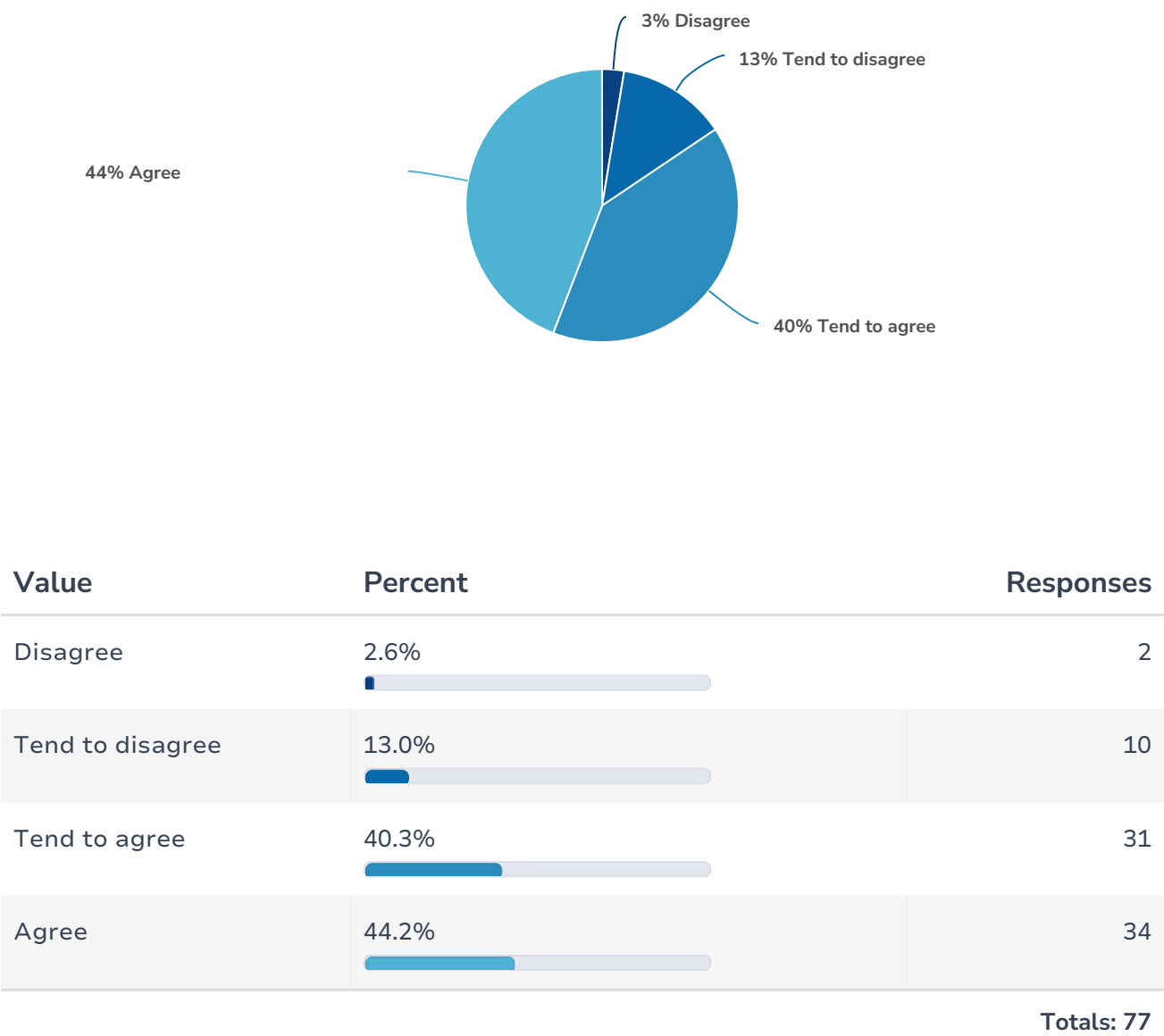


Value	Percent	Responses
Disagree	1.3%	1
Tend to disagree	2.5%	2
Tend to agree	16.5%	13
Agree	79.7%	63

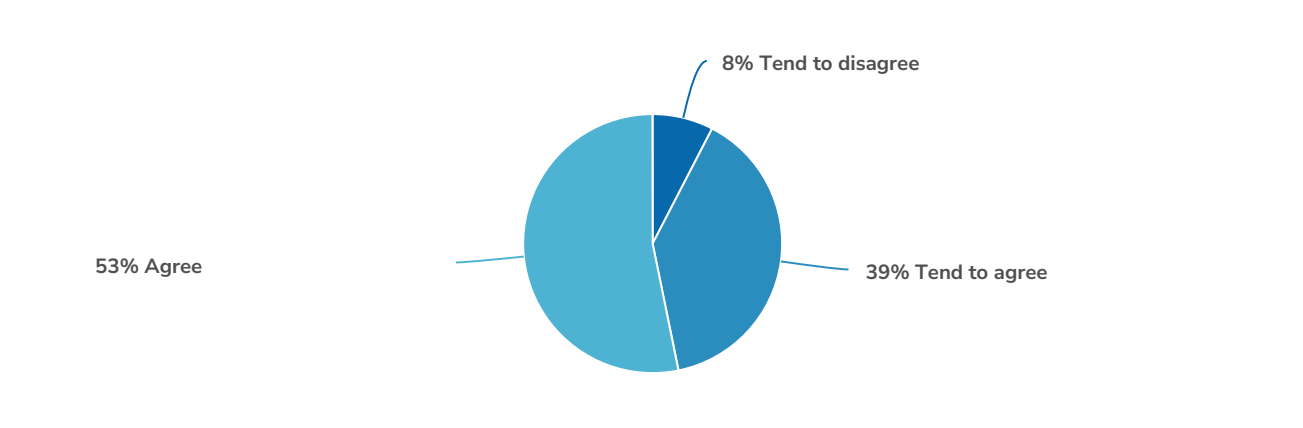
Totals: 79



25. I have the necessary experience to respond to substance use disorder related issues.

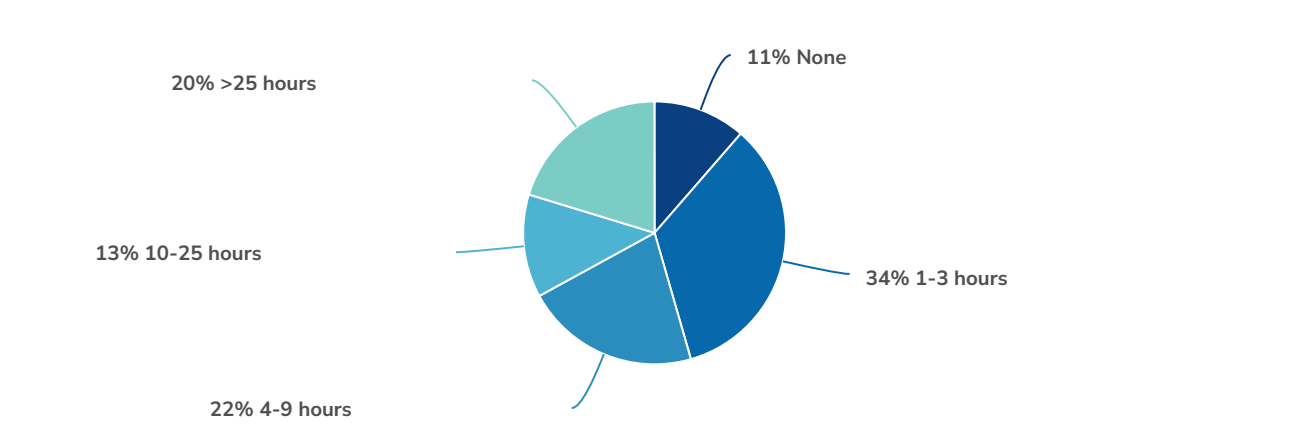


26. I am able to respond to people who have substance use disorder as competently as I respond to people with other problems.



Value	Percent	Responses
Tend to disagree	7.6%	6
Tend to agree	39.2%	31
Agree	53.2%	42
Totals: 79		

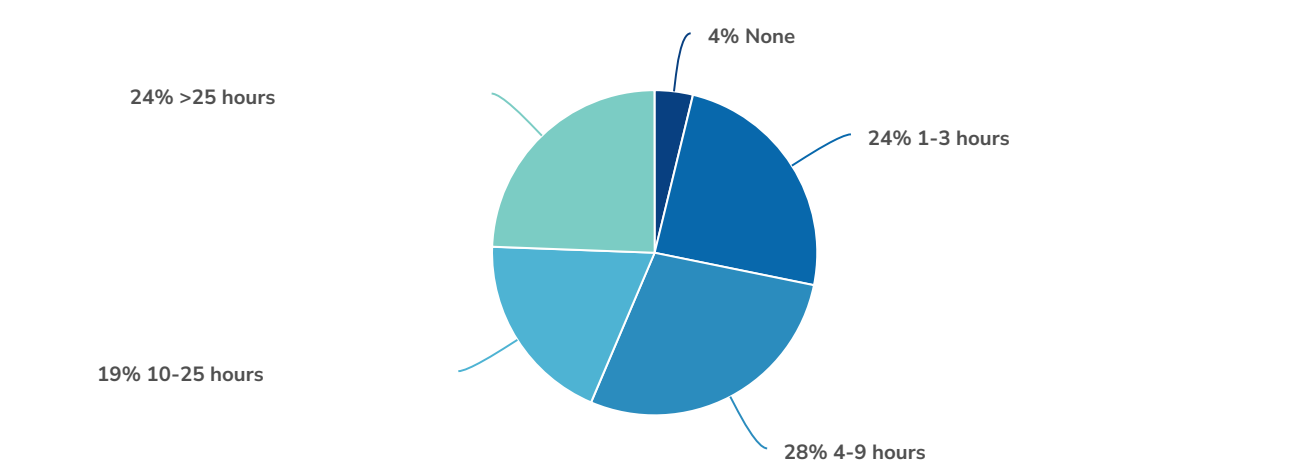
27. In school, how many hours of required formal instruction related to substance use disorders do you estimate that you had? (lectures, hands-on experience, etc)



Value	Percent	Responses
None	11.4%	9
1-3 hours	34.2%	27
4-9 hours	21.5%	17
10-25 hours	12.7%	10
>25 hours	20.3%	16

Totals: 79

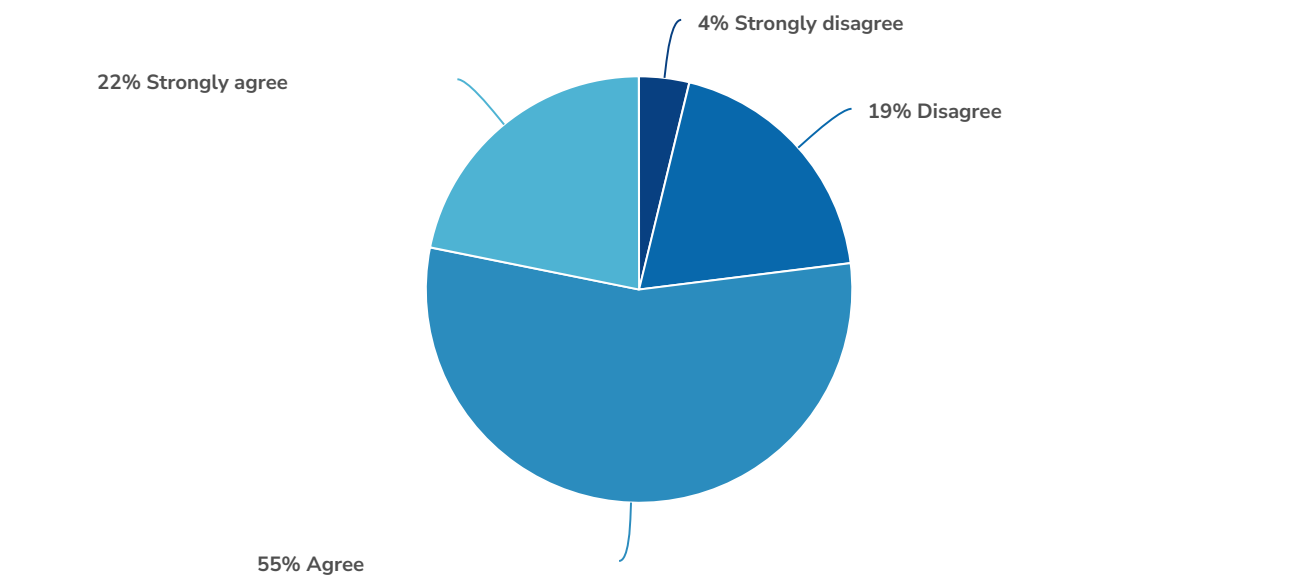
28. In the workplace, how many hours of required formal instruction related to substance use disorders do you estimate that you had? (trainings, educational videos, etc)



Value	Percent	Responses
None	3.8% <div><div></div></div>	3
1-3 hours	24.4% <div><div></div></div>	19
4-9 hours	28.2% <div><div></div></div>	22
10-25 hours	19.2% <div><div></div></div>	15
>25 hours	24.4% <div><div></div></div>	19

Totals: 78

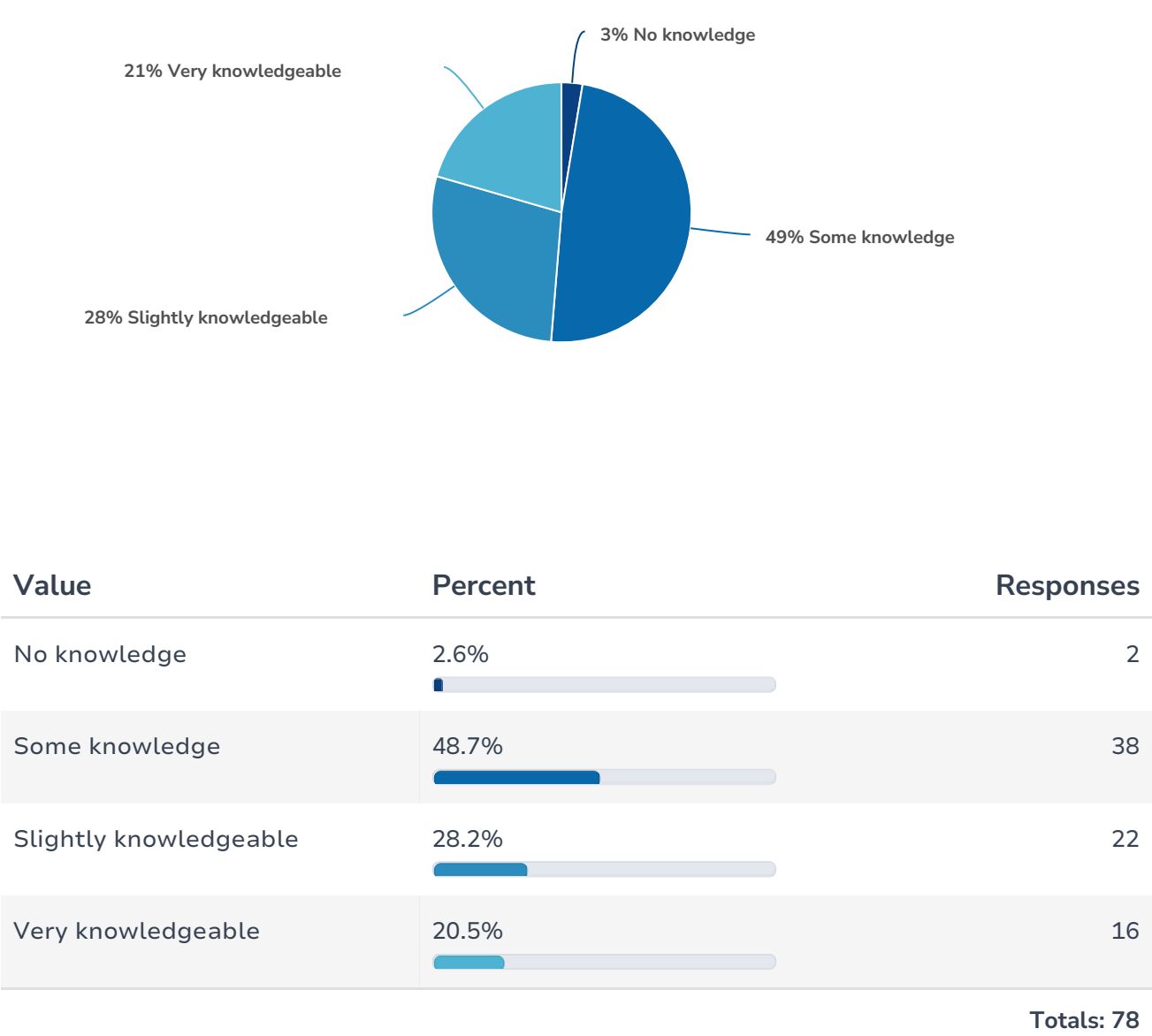
29. I feel supported by my organization/ employer in supporting individuals experiencing substance use disorders.



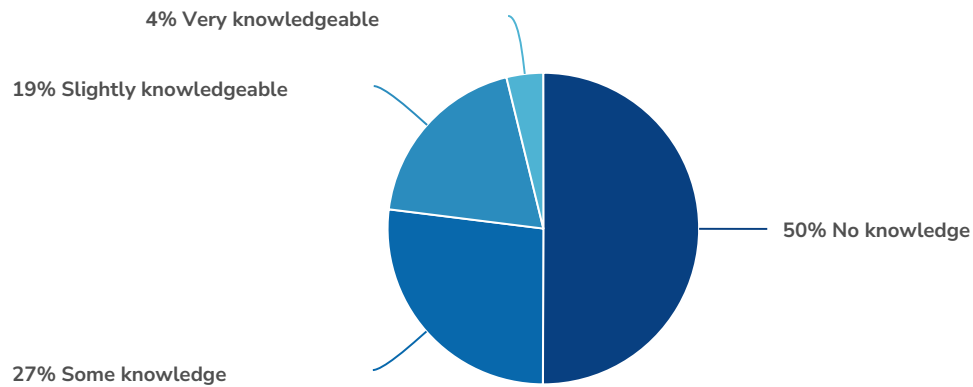
Value	Percent	Responses
Strongly disagree	3.8% <div><div></div></div>	3
Disagree	19.2% <div><div></div></div>	15
Agree	55.1% <div><div></div></div>	43
Strongly agree	21.8% <div><div></div></div>	17

Totals: 78

30. What is your knowledge of resources or services available to individuals with substance use disorder?



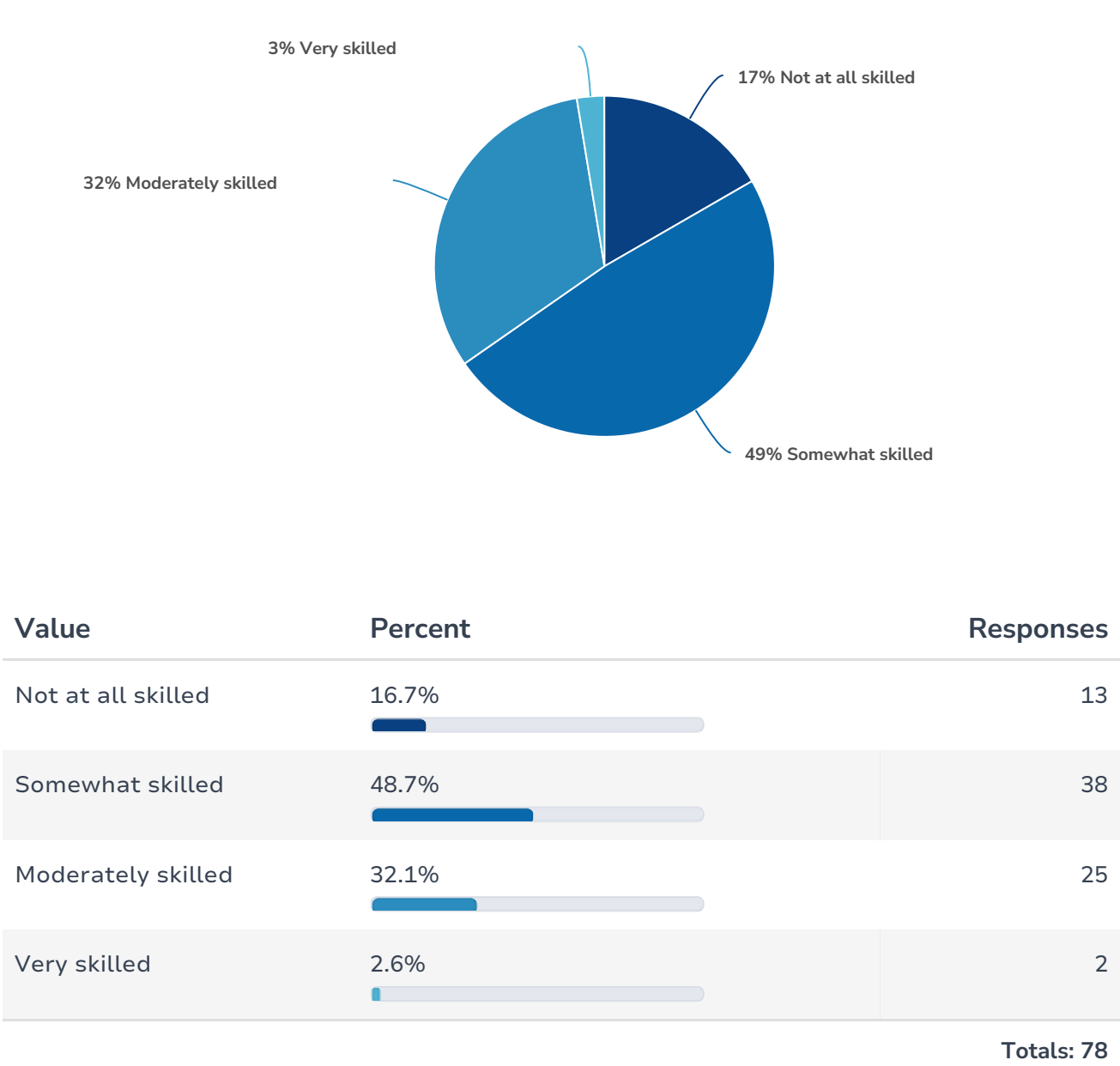
31. What is your knowledge of resources or services available to inmates with current or previous substance use disorder after leaving jail?



Value	Percent	Responses
No knowledge	50.0% <div><div></div></div>	39
Some knowledge	26.9% <div><div></div></div>	21
Slightly knowledgeable	19.2% <div><div></div></div>	15
Very knowledgeable	3.8% <div><div></div></div>	3

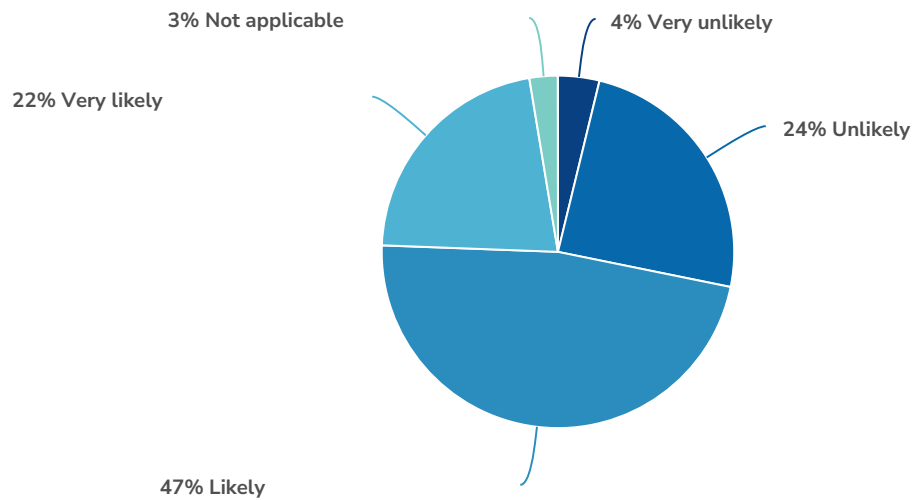
Totals: 78

32. How skilled are you with providing individuals experiencing a substance use disorder to resources or treatment?





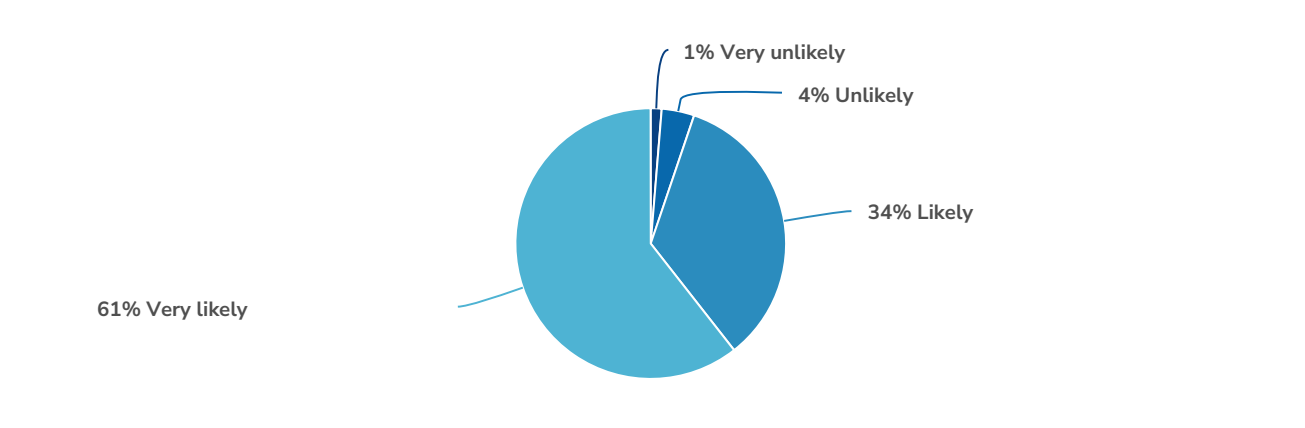
33. If you were on-duty and encountered an addict, how likely would you be to... Offer drug treatment program resources to the addict or their family



Value	Percent	Responses
Very unlikely	3.8%	3
Unlikely	24.4%	19
Likely	47.4%	37
Very likely	21.8%	17
Not applicable	2.6%	2

Totals: 78

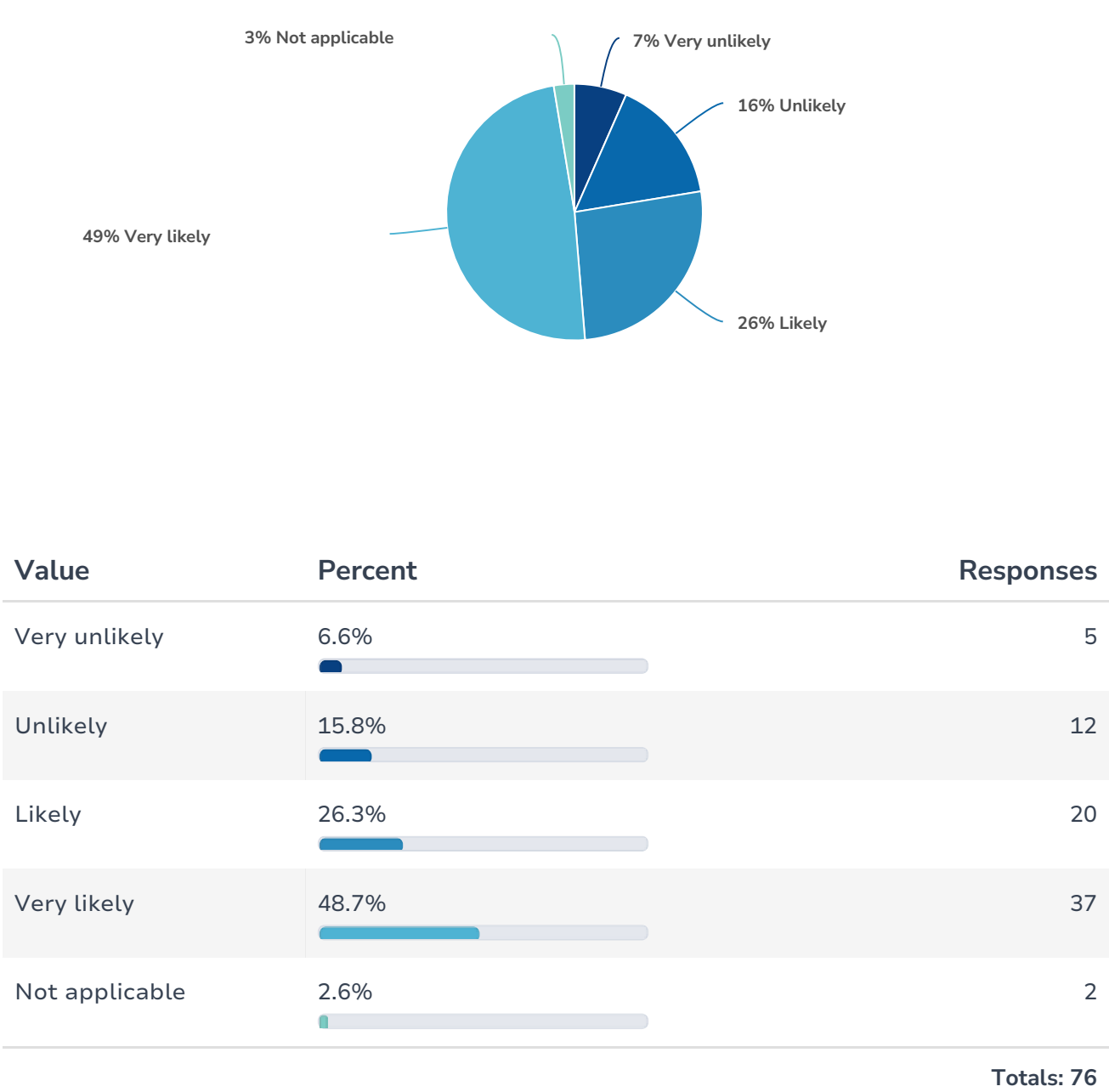
34. If you were on-duty and encountered an addict, how likely would you be to... Consider the impact of your words when talking with the families and loved ones of an addict



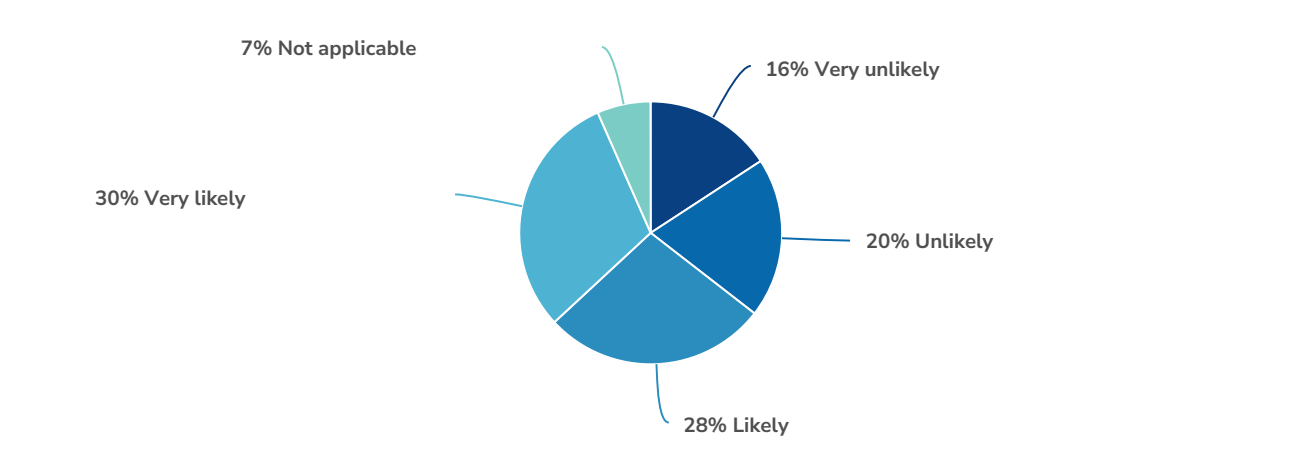
Value	Percent	Responses
Very unlikely	1.3%	1
Unlikely	3.9%	3
Likely	34.2%	26
Very likely	60.5%	46

Totals: 76

35. If you were on-duty and encountered an addict that overdosed, how likely would you be to... Accompany the person to the hospital/urgent care facility



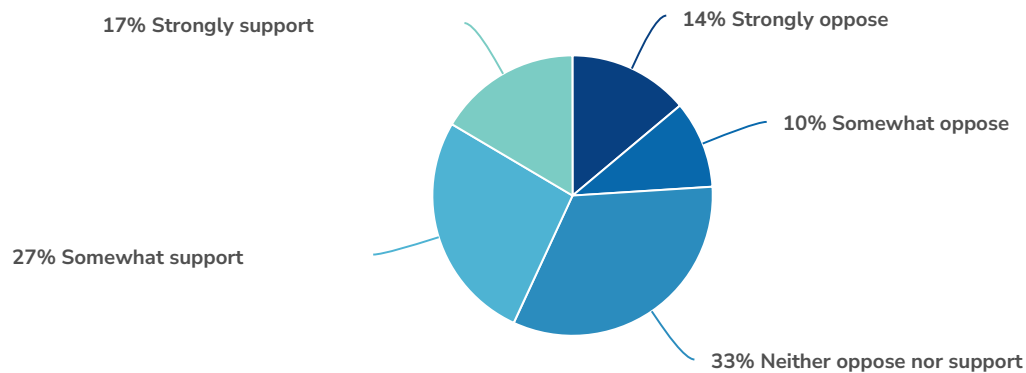
36. If you were on-duty and encountered an addict that overdosed, how likely would you be to... Identify the person and notify a family member








Value	Percent	Responses
Very unlikely	15.8%	12
Unlikely	19.7%	15
Likely	27.6%	21
Very likely	30.3%	23
Not applicable	6.6%	5

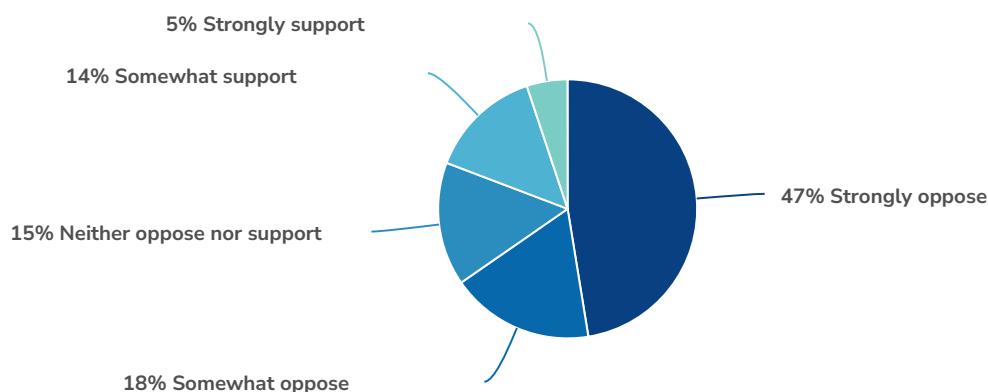
Totals: 76

37. Harm reduction strategies are public health programs that reduce the harms related to drug use. Supporters generally think these programs can significantly reduce death and the transmission of disease among people who use drugs, and that these programs can bring them into contact with public health or other services to act as a 'bridge to recovery'. However, some individuals argue that harm reduction programs encourage drug use and should not be used. Do you support or oppose harm reduction strategies for people who use drugs?



Value	Percent	Responses
Strongly oppose	13.9% 	11
Somewhat oppose	10.1% 	8
Neither oppose nor support	32.9% 	26
Somewhat support	26.6% 	21
Strongly support	16.5% 	13
		Totals: 79

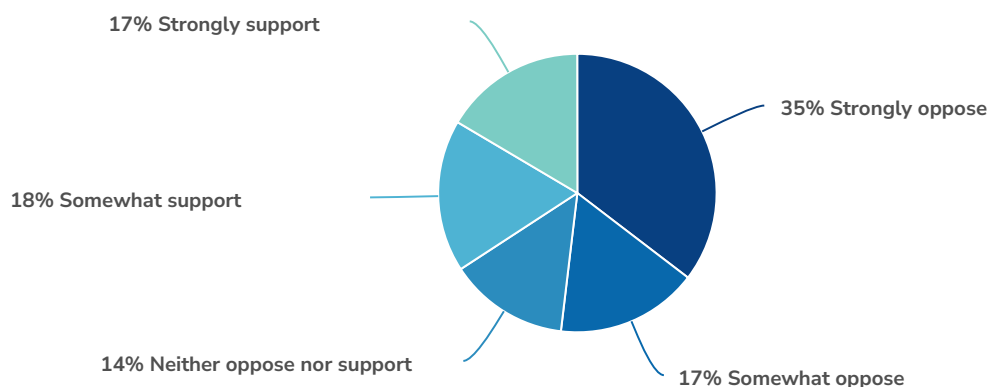
38. “Safe Consumption Sites” are places where people who use drugs can bring in previously purchased opioids and other drugs and legally use them under medical supervision. These sites have been suggested in a number of different locations as a way to address the opioid epidemic. Do you support or oppose safe consumption sites?



Value	Percent	Responses
Strongly oppose	47.4%	37
Somewhat oppose	17.9%	14
Neither oppose nor support	15.4%	12
Somewhat support	14.1%	11
Strongly support	5.1%	4

Totals: 78

39. In 2015, more than 39,000 people were newly diagnosed with HIV. Injection drug use has been a leading risk factor for HIV over the past 25 years. “Syringe services programs” are programs where injection drug users can get sterile syringes while safely disposing of used ones. Do you support or oppose syringe services programs?

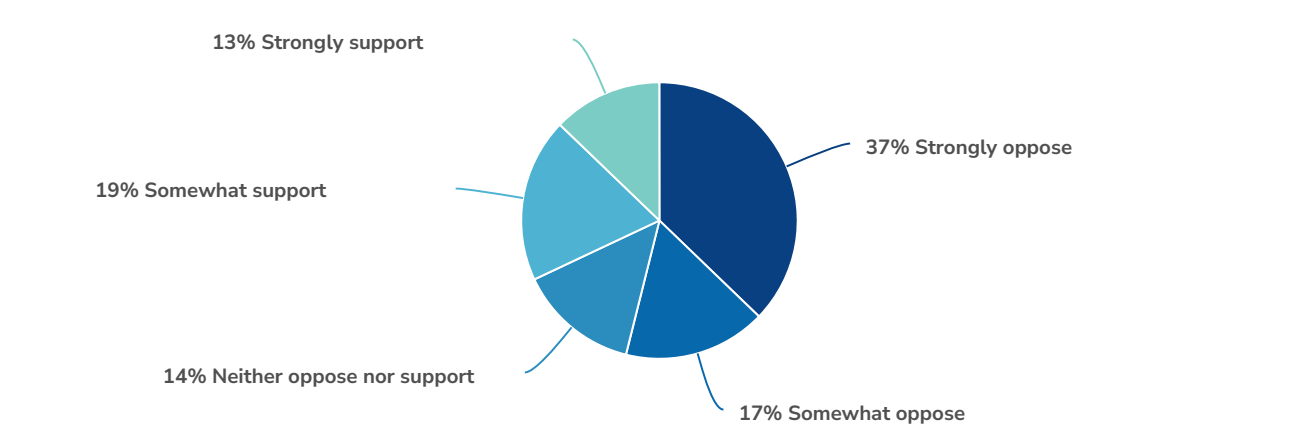


Value	Percent	Responses
Strongly oppose	35.4%	28
Somewhat oppose	16.5%	13
Neither oppose nor support	13.9%	11
Somewhat support	17.7%	14
Strongly support	16.5%	13

Totals: 79

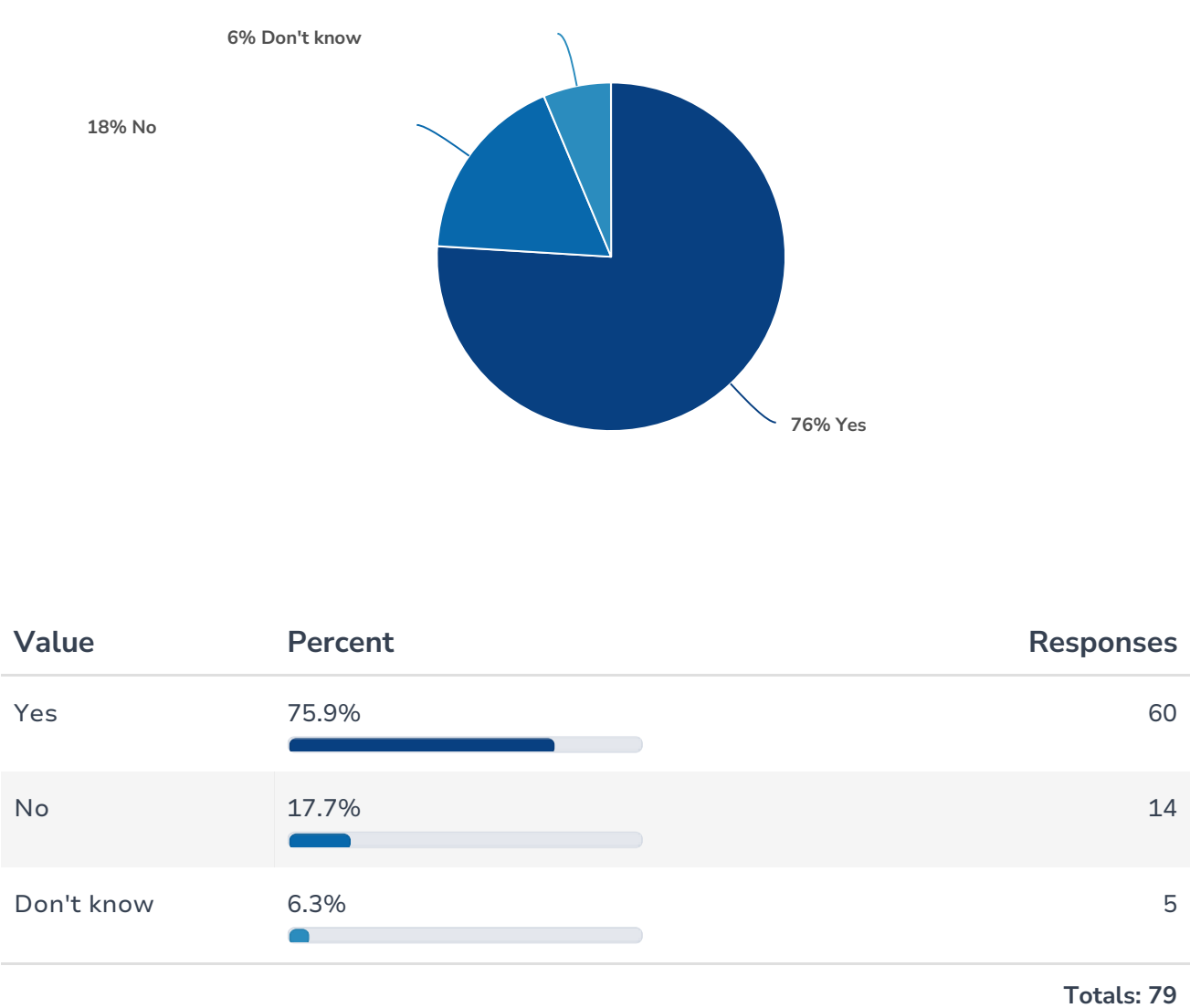


40. Needle distribution programs provide clean needles to people who use drugs and encourage safe disposal of used needles in order to prevent needle sharing, which can spread infectious diseases. Do you support or oppose needle distribution programs?

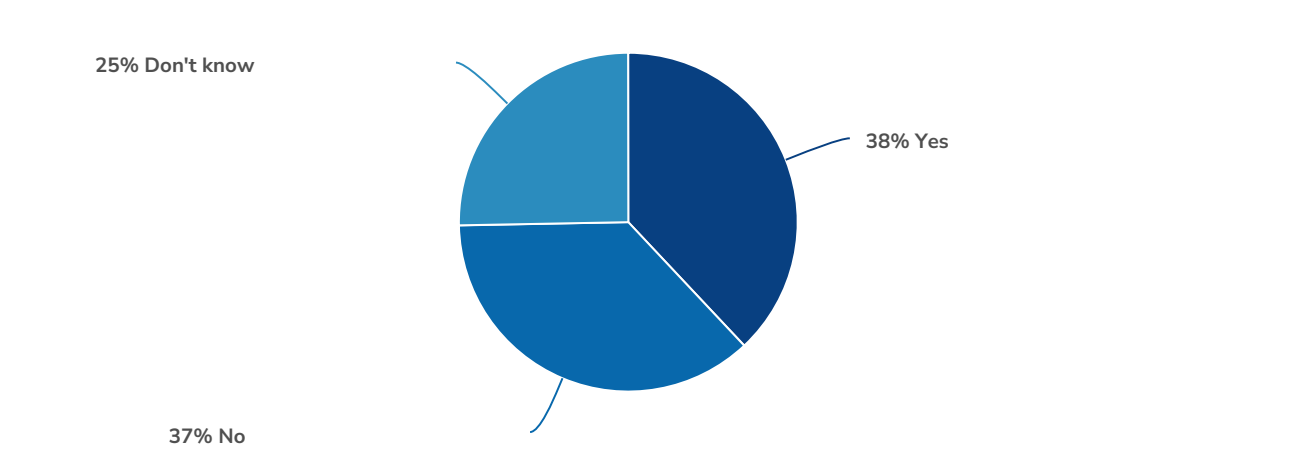


Value	Percent	Responses
Strongly oppose	37.2%	29
Somewhat oppose	16.7%	13
Neither oppose nor support	14.1%	11
Somewhat support	19.2%	15
Strongly support	12.8%	10
Totals: 78		

41. Have you ever had a family member or close friend who currently or has previously had a problem with substance use?



42. Have you ever had a family member or close friend who currently or has faced stigma or discrimination due to a substance use disorder?



Value	Percent	Responses
Yes	38.0%	30
No	36.7%	29
Don't know	25.3%	20
		Totals: 79

### 43. Please add any final comments or thoughts regarding substance use stigma within your community.

ResponseID	Response
6	Some of the questions are two part and should be answered separately. Each part may have a different answer. Example: Would you ID and tell a family member if someone OD. Depending upon age etc. they would have two different answers.
13	Encouraging people to seek help and suppling information for help after a near fatal incident has been the successful tool I've had so far. Most of the time people realize they have a problem but cannot stop using without help.
24	Thank you for doing this survey. There are more people then we know dealing with this.
26	I don't think you give providers enough credit to be professional and give good care to all patients no matter what the condition is. People go into this line of work to help people no matter what their personal feelings are about any given situation. Laws are made for the few snd not the majority
33	Substance use appears to be on the rise. Resources & programs in our area seem more limited than in more densely populated areas. Rural areas have fewer options and travel is an issue for many.
37	You can lead a horse to water, but you can't make them drink.
40	I have been in EMS for 45 years and saving a life is a life saved, but I don't think we should supply them with the tools to take their own lives!
45	Surveys with more than 10 questions are Bogus.....esp for neuroatypical people like myself
52	I would like to see attention and surveys as to how we are helping the children of addicts and the families that are being destroyed. As well as, focus on getting diabetics testing supplies vs free needle workshops for addicts
53	n/a
62	Na
63	Not enough training in this area for all from the first responders to physicians and nurses in the emergency rooms.

## ResponseID    Response

64	More education will help, how ever we rarely get to see the positive stories, we are usually involved in the bad times. However understanding the resources and treating everyone with respect could help others in finding treatment services.
65	#36 As a paramedic we cannot tell family members who were not there. Unless we are given permission by the patient. HIPPA Some of the questions are so generalized and don't fit the whole group you are inquiring about.
75	None at this time.
89	There are many programs, but none of the providers talk with each other. It takes about 10 days to get information about overdose updated on the national map, when the critical window is 24-72 hours.
90	You can lead a horse to water but you can't make them drink
92	I strongly oppose any program that encourages or enables users to continue using such as safe user sites, needle distribution, or free Narcan distribution. It's ultimately the will power of the user themselves who's in control of stopping addiction. Stop tending to users who create additional criminal activity and start holding them accountable for the decisions they make. Assist them with finding jobs that will teach them a sense of ownership and responsibility making them contributing members of society.